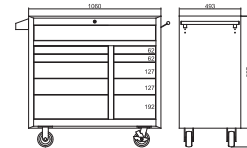




1

ROLLER CABINETS & WORK FURNITURES

11 TRAY TOOL CHESTS

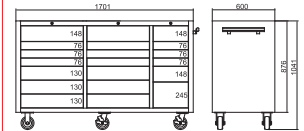


- 1- Drawers, 953x445x120mm
- 2- Drawers, 573x445x62mm
- 2- Drawers, 573x445x127mm
- 1- Drawers, 573x445x192mm
- 2- Drawers, 289x445x62mm
- 2- Drawers, 289x445x127mm
- 1- Drawers, 289x445x192mm

- 11 drawers
- Made of cold-rolled steel plate; easy to pull and push.
- Casters bearing heavy weight.

PART #	LxWxH	ΔΣΔ	Weight
E8160	1060x493x897mm	105,0kg	1

20 TRAY TOOLS CHESTS

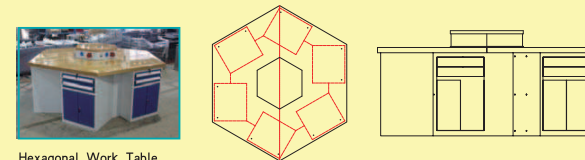
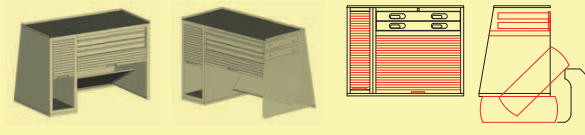


- 2-Drawers, 598x565x148mm
- 6-Drawers, 598x565x76mm
- 6-Drawers, 598x565x130mm
- 2-Drawers, 336x565x148mm
- 3-Drawers, 336x565x76mm
- 1-Drawers, 336x565x245mm

- 20 Drawers
- Made of stainless steel, easy to pull and push
- Casters bearing heavy weight

PART #	LxWxH	ΔΣΔ	Weight
E8165	1700x600x870	150kg	1


OEM Service



Hexagonal Work Table



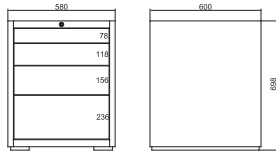
Work Table



Shelf



4 TRAY TOOL CHEST

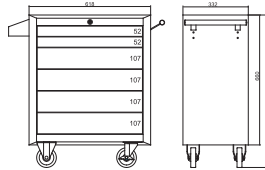


4-Drawers

- 1-Drawers, 468x467x78mm
- 1-Drawers, 468x467x118mm
- 1-Drawers, 468x467x156mm
- 1-Drawers, 468x467x236mm

PART #	SIZE	LxWxH	ΔTΔ	Weight
E8164		550x600x700mm		1
E8164A	with wheels	550x600x700mm		1

6 TRAY TOOL CARTS

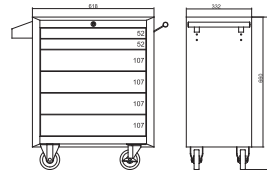


- 2-Drawers, 516x282x52mm
- 4-Drawers, 516x282x107mm

- 6 drawers
- Made of cold-rolled steel plate; easy to pull and push.
- Casters bearing heavy weight.

PART #	LxWxH	ΔTΔ	Weight
E8147A	618x330x662mm	38,5kg	1

6 TRAY TOOL CARTS

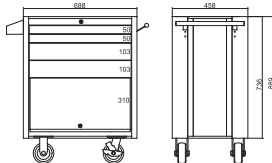


- 2-Drawers, 516x282x52mm
- 4-Drawers, 516x282x107mm

- 6 drawers
- Made of cold-rolled steel plate; easy to pull and push.
- Casters bearing heavy weight.

PART #	LxWxH	ΔTΔ	Weight
E8147	618x330x662mm	38,5kg	1

4 TRAY TOOL CHESTS

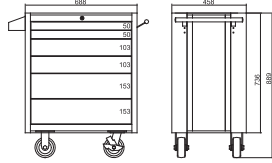


- 2-Drawers, 597x412x50mm
- 2-Drawers, 597x412x103mm

- 4 drawers and 1 underpan.
- Made of cold-rolled steel plate; easy to pull and push.
- Casters bearing heavy weight.

PART #	LxWxH	ΔTΔ	Weight
E8148	688x458x736mm	55,4kg	1

6 TRAY TOOL CHESTS



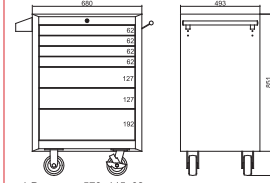
- 2-Drawers, 597x412x50mm
- 2-Drawers, 597x412x103mm
- 2-Drawers, 597x412x153mm

- 6 drawers
- Made of cold-rolled steel plate; easy to pull and push.
- Casters bearing heavy weight.

PART #	LxWxH	ΔTΔ	Weight
E8149	688x458x736mm	66,5kg	1

ENDURA®
A Textron Company

7 TRAY TOOL CARTS

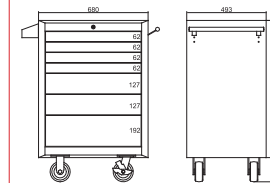


- 4-Drawers, 573x445x62mm
- 2-Drawers, 573x445x127mm
- 1-Drawers, 573x445x192mm

- White color
- 7 Drawers
- Made of cold-rolled steel plate, easy to pull and push
- Casters bearing heavy weight

PART #	LxWxH	ΔTΔ	Weight
E8151W	680x493x851mm	72kg	1

7 TRAY TOOL CARTS

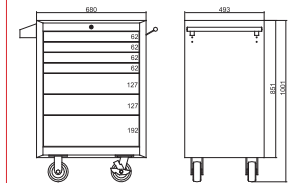


- 4-Drawers, 573x445x62mm
- 2-Drawers, 573x445x127mm
- 1-Drawers, 573x445x192mm

- 7 drawers
- Made of cold-rolled steel plate; easy to pull and push.
- Casters bearing heavy weight.

PART #	LxWxH	ΔTΔ	Weight
E8151A	680x493x851mm	72,0kg	1

7 TRAY TOOL CARTS



- 4-Drawers, 573x445x62mm
- 2-Drawers, 573x445x127mm
- 1-Drawers, 573x445x192mm

- 7 drawers
- Made of cold-rolled steel plate; easy to pull and push.
- Casters bearing heavy weight.

PART #	LxWxH	ΔTΔ	Weight
E8151	680x493x851mm	72,0kg	1

7 TRAY TOOL CARTS



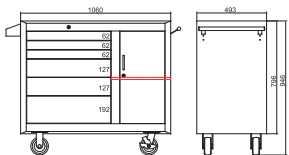
Drawer handle with PVC strip to list contents of drawer.

Protective liner in every drawer.

Full extension ball bearing slides.

Heavy swivel caster and thickening body

6 TRAY TOOL CHESTS

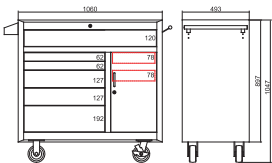


- 3—Drawers, 573x445x62mm
- 2—Drawers, 573x445x127mm
- 1—Drawers, 573x445x192mm

- 6 drawers, 1 side cabinet.
- Made of cold-rolled steel plate; easy to pull and push.
- Casters bearing heavy weight.

PART #	LxWxH	△▽	Weight
E8150	1060x493x796mm	85,0kg	1

8 TRAY TOOL CHEST

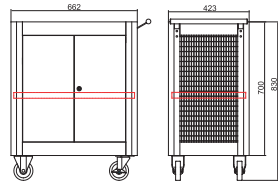


- 1—Drawers, 953x445x120mm
- 2—Drawers, 573x445x62mm
- 2—Drawers, 573x445x127mm
- 1—Drawers, 572x445x192mm
- 2 Drawers, 432x312x78mm

- 8 drawers
- Made of cold-rolled steel plate; easy to pull and push.
- Casters bearing heavy weight.

PART #	LxWxH	△▽	Weight
E8150A	1060x493x897mm	95,0kg	1

TOOL CHEST



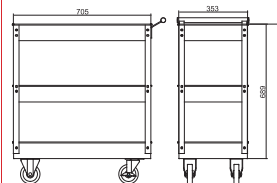
- Totally gray
- two door design with lock and safe
- Toolkit has 3 layer to classify tools
- Caster bear heavy weight

PART #	LxWxH	△▽	Weight
E8159A	662x423x700	21,8kg	1



• ENDURA provides OEM tool boxes and tool trolleys to meet customized requirements.

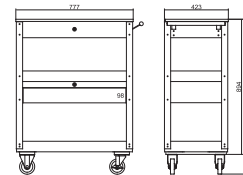
3 TRAY TOOL CARTS



- 3-Layer drawers, store and move the tools easily.

PART #	LxWxH	△▽	Weight
E8146	705x351x689mm	13,0kg	1

TOOL CARTS



- Made of cold-rolled steel plate; easy to pull and push.
- Full high-grade ball bearing slides.
- Extra volume for more storage.

PART #	LxWxH	△▽	Weight
E8152	770x420x885mm	31,8kg	1

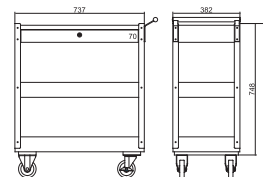
TOOL CARTS



Box with Hydraulic Bracing and Lock

Large Tray for big tools

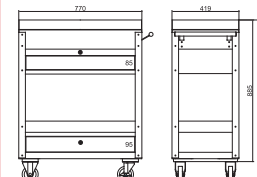
TOOL CARTS



- 1-Drawers 646x357x70mm
- Made of cold-rolled steel plate; easy to pull and push.
- 2-Casters could be directed and with brake.
- 3-Layer drawers, store and move the tools easily.

PART #	LxWxH	△▽	Weight
E8157	735x380x728mm	23,0kg	1

TOOL CARTS



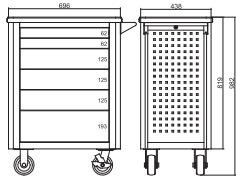
- 1-Drawers 660x376x85mm
- 1-Drawers 660x376x95mm
- Full high-grade ball bearing slides.
- Easy to pull and push.
- 2-Casters could be directed and with brake.
- Sheet steel reinforced for long-life usage.

PART #	LxWxH	△▽	Weight
E8154	770x420x875mm	44,5kg	1

Sliding Mode to Save Space

Large Tray for big tools

6 TRAY TOOL CHESTS

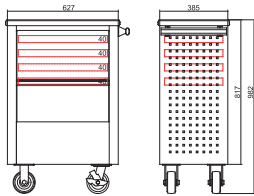


- 2 – Drawers, 531x397x62mm
- 3 – Drawers, 531x397x125mm
- 1 – Drawers, 531x397x193mm

- 6 drawers
- Made of cold-rolled steel plate; easy to pull and push.
- Casters bearing heavy weight.
- Flank with holes to hang tools.

PART #	LxWxH	ΔTΔ	Weight
E8196	696x438x193mm	70.0kg	1

4 TRAY TOOL CHESTS

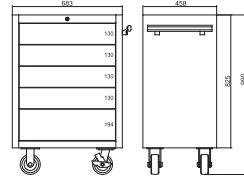


- 4 – Drawers, 504x330x40mm

- 4 drawers
- Made of cold-rolled steel plate; easy to pull and push.
- Casters bearing heavy weight.
- Flank with holes to hang tools.

PART #	LxWxH	ΔTΔ	Weight
E8192	627x385x117mm	35.0kg	1

5 TRAY TOOL CHESTS

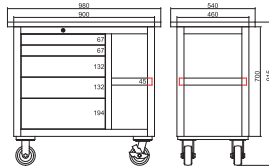


- 4 – Drawers, 578x422x130mm
- 1 – Drawers, 578x422x194mm

- 5 drawers
- Made of cold-rolled steel plate; easy to pull and push.
- Casters bearing heavy weight.
- Satisfy the needs of special industry.

PART #	LxWxH	ΔTΔ	Weight
E8161	683x457x825mm	65.0kg	1

5 TRAY TOOL CHESTS

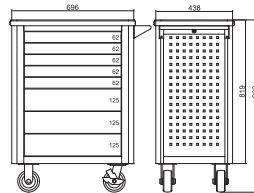


- 2 – Drawers, 515x412x67mm
- 2 – Drawers, 515x412x132mm
- 1 – Drawers, 515x412x194mm

- 5 drawers
- Made of cold-rolled steel plate; easy to pull and push.
- Casters bearing heavy weight.
- Flank with holes to hang tools.

PART #	LxWxH	ΔTΔ	Weight
E8190	900x460x700mm	71.5kg	1

8 TRAY TOOL CHESTS

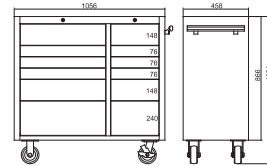


- 5 – Drawers, 531x397x62mm
- 3 – Drawers, 531x397x125mm

- 8 drawers
- Made of cold-rolled steel plate; easy to pull and push.
- Casters bearing heavy weight.
- Flank with holes to hang tools.

PART #	LxWxH	ΔTΔ	Weight
E8195	696x438x193mm	84.5kg	1

12 TRAY TOOL CHESTS

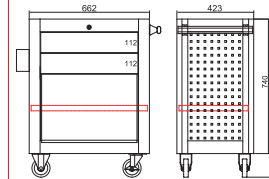


- 3 – Drawers, 578x423x76mm
- 2 – Drawers, 578x423x148mm
- 1 – Drawers, 578x423x240mm
- 3 – Drawers, 316x423x76mm
- 2 – Drawers, 316x423x148mm
- 1 – Drawers, 316x423x240mm

- 12 drawers
- Made of cold-rolled steel plate; easy to pull and push.
- Casters bearing heavy weight.
- Satisfy the needs of special industry.

PART #	LxWxH	ΔTΔ	Weight
E8162	1056x457x866	111.0kg	1

2 TRAY TOOL CHESTS



- 2 – Drawers, 515x368x112mm
- 1 – Closet, 525x381x363mm

- Made of cold-rolled steel plate
- Casters bear heavy weight

PART #	LxWxH	ΔTΔ	Weight
E8191	662x423x740mm	68.0kg	1

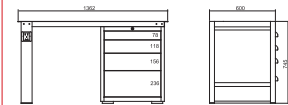
HAND TRUCK



- Equipped with folding hand.
- Reasonable design, made of high quality materials, and can be widely used in various places of simple handling.

PART #	LxWxH	ΔTΔ	Weight
E8186	905x600mm	250.0Kg	1

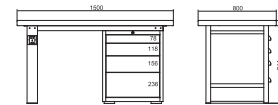
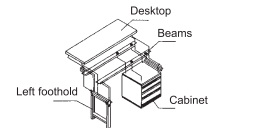
WORK TABLE SUPPORT



- firmed workbench frame can support 1000kg, and mounting holes are reserved on it.
- Can be sold alone

PART #	SIZE	LxWxH	ΔTΔ	Weight
E8210A	work table with 4 drawers	1500x750x800mm	1000Kg	1
E8211A	work table with 4 drawers	1800x750x800mm	1000Kg	1
E8212A	work table with 4 drawers	2100x750x800mm	1000Kg	1
E8221A	only work table	1500x750x800mm	1000Kg	1
E8222A	only work table	1800x750x800mm	1000Kg	1
E8223A	only work table	2100x750x800mm	1000Kg	1
E8224A	wall-hung cabinet	1500x750x800mm	1000Kg	1
E8225A	wall-hung cabinet	1800x750x800mm	1000Kg	1
E8226A	wall-hung cabinet	2100x750x800mm	1000Kg	1

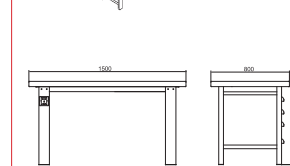
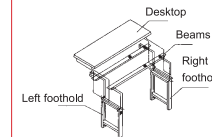
WORK TABLE



- 4 Drawers
- 1 – Drawers 450x450x80mm
- 1 – Drawers 450x450x120mm
- 1 – Drawers 450x450x160mm
- 1 – Drawers 450x450x240mm

PART #	LxWxH	Bearing	Weight
E8201	1500x750x800mm	1000Kg	1
E8202	1800x750x800mm	1000Kg	1
E8203	2100x750x800mm	1000Kg	1

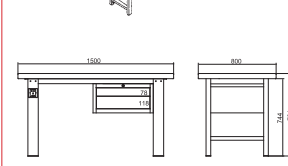
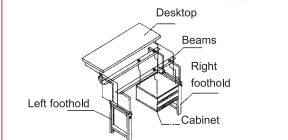
WORK TABLE



Without chest

PART #	LxWxH	Bearing	Weight
E8204	1500x750x800mm	1000Kg	1
E8205	1800x750x800mm	1000Kg	1
E8206	2100x750x800mm	1000Kg	1


WORK TABLE



- 1 – Drawers 450x450x80mm
- 1 – Drawers 450x450x120mm

PART #	LxWxH	Bearing	Weight
E8207	1500x750x800mm	1000Kg	1
E8208	1800x750x800mm	1000Kg	1
E8209	2100x750x800mm	1000Kg	1

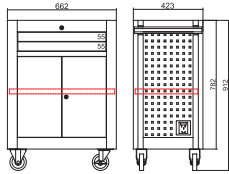
2 TRAY TOOL CHESTS E8198+E8258+8257



- Made of stainless steel, easy to push.
- 2 Caster bear heavy weight with no brake
- The E8257 and E8259 can be used in the tool chest.
- The E8258 can be used in the back of the chest
- Note: the chest without tools

PART #	LxWxH	△△△	重量
E8194	662x423x782mm	35kg	1

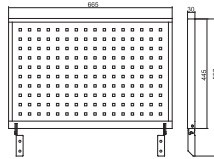
2TRAY TOOLS CHESTS



- 2-Drawers 515x377x55mm 1-closet 640x413x543mm
- Made of stainless steel, easy to push.
 - Caster bear heavy weight with no brake
 - The E8257 and E8259 can be used in the tool chest
 - The E8258 can be used in the back of the chest

PART #	LxWxH	△△△	重量
E8198	662x423x782mm	37kg	1

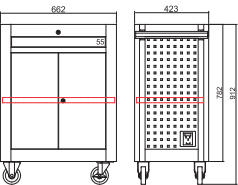
Hanger



- cold rolled steel sheet
- can hang up tools and can be temporary work station
- must cooperate with the E8197 and E819

PART #	LxWxH	△△△	重量
E8258	660x445mm	9kg	1

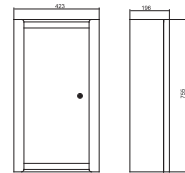
1TRAY TOOLS CHESTS



- 1-Drawers 515x377x55mm 1-closet 640x413x601mm
- Made of stainless steel, easy to push.
 - 2 Caster bear heavy weight with no brake
 - The E8257 and E8259 can be used in the tool chest.
 - The E8258 can be used in the back of the chest
 - Note: the chest without tools

PART #	LxWxH	△△△	重量
E8197	662x423x782mm	35kg	1

Side Cabinet



- cold-rolled steel sheet
- holes of screwdriver on the top, longer tools hang up the door, little parts can be stored in the closet.
- Cooperate with E8197 and E819

PART #	LxWxH	△△△	重量
E8257	420x196x755mm	12kg	1


Side Tray



- cold-rolled steel sheet
- can be turnover
- Cooperate with E8197 and E819

PART #	LxWxH	△△△	重量
E8259	315x420mm	3.5kg	1


WORK TABLE PANEL



- composite materials of 1mm stainless steel, good strength, look nice, good durability, good corrosion resistance

PART #	LxWxH	△△△	重量
E8221B	1500x750x50mm	1000Kg	1
E8222B	1800x750x50mm	1000Kg	1
E8223B	2100x750x50mm	1000Kg	1

WORK TABLE PANEL



- composite materials of 8mm iron, good strength, good durability, good at impact resistance, longer service life

PART #	LxWxH	△△△	重量
E8221C	1500x750x50mm	1000Kg	1
E8222C	1800x750x50mm	1000Kg	1
E8223C	2100x750x50mm	1000Kg	1

MOBILE REPAIR STAND



- suit to material transport, move operation machine, assemble and maintenance.
- peg board and square hole peg board can be used in it.
- Square hole peg board can be installed on the wall.
- couple can be fixed on the board.
- Peg board incorporated with part boxes. It is flexible, jaw pay and high efficiency.

PART #	LxWxH	重量
E8250	960x610x1110mm	1
E8251	960x610x1450mm	1


HANGER



- Part boxes and couple can be hung on it.
- consist of a 450mm square hole peg board
- equipped with a ceiling panel

PART #	SIZE	LxWxH	重量
E8221S	1500mm	1500x960mm	1
E8222S	1800mm	1800x960mm	1
E8223S	2100mm	2100x960mm	1

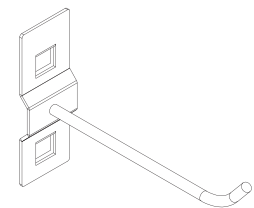
WORK TABLE PANE



- super composite materials, high polymer material in the surface, good at weak acid and weak base resistance, wear resistance and oil resistance
- hardpressed fibreboard is used in inner to resist impact, good smoothness, good plastic edge
- unique arc design to impact

PART #	LxWxH	△△△	重量
E8221D	1500x750x50mm	1000Kg	1
E8222D	1800x750x50mm	1000Kg	1
E8223D	2100x750x50mm	1000Kg	1

Couple



- cooperate with square hole peg board.

PART #	SIZE	LENGTH	重量
T8901	square hole 10x10mm	100.0mm	20



2

TOOL BOXES & TOOL BAGS

PORTABLE TOOL BOX



- Made of premium grade cold-rolled steel plate.

PART #	SIZE	LxWxH	ΔTΔ	Weight
E8141	19"	484x154x165mm	2.3kg	1


PORTABLE TOOL BOX



- Made of premium grade cold-rolled steel plate.

PART #	SIZE	LxWxH	ΔTΔ	Weight
E8153	20"	510x216x240mm	5.1kg	1

PORTABLE TOOL BOX



- E8133, E8134 without the Inner container.
- High quality steel.
- Easy to pull and push.
- Electrostatic spraying, nice rust protection.

PART #	SIZE	LxWxH	ΔTΔ	Weight
E8133	15"	360x150x100mm	1.15kg	1
E8134	17"	430x170x120mm	1.40kg	1
E8135	19"	470x195x180mm	1.85kg	1

PORTABLE TOOL BOX



- Made of premium grade cold-rolled steel plate.

PART #	SIZE	LxWxH	ΔTΔ	Weight
E8163	19"	484x200x165mm	2.8kg	1

CANTILEVER TOOL BOX



- 4 trays. Made of premium grade cold-rolled steel plate.

PART #	SIZE	LxWxH	ΔTΔ	Weight
E8143	15"	375x165x195mm	2.8kg	1


PORTABLE TOOL BOX



- Made of premium grade steel plate.
- With strong handle.
- Electrostatic spraying, nice rust protection.

PART #	SIZE	LxWxH	ΔTΔ	Weight
E8131	14"	340x180x140mm	1.44kg	1

PORTABLE TOOL BOX



- Made of premium grade steel plate.
- With strong handle.
- Electrostatic spraying, nice rust protection.

PART #	SIZE	LxWxH	ΔTΔ	Weight
E8142	16"	410x154x125mm	1.4kg	1

CANTILEVER TOOL BOX



- 2 trays. Made of premium grade cold-rolled steel plate.

PART #	SIZE	LxWxH	ΔTΔ	Weight
E8144	15"	375x165x150mm	1.9kg	1

CANTILEVER TOOL BOX



- 4 trays. Made of premium grade cold-rolled steel plate.

PART #	SIZE	LxWxH	ΔTΔ	Weight
E8145	19"	495x200x290mm	5.5kg	1

PLASTIC TOOL BOX



- Made of reinforced plastic.
- Includes internal partitions and transparent Part box.

PART #	SIZE	LxWxH	ΔTΔ	Weight
E8123	15"	370x195x195mm	1.2kg	8

2TRAY TOOL BOX



- 2 – Drawers, 501x189x48mm
- Made of premium grade steel plate.
- With strong handle.

PART #	LxWxH	ΔTΔ	Weight
E8155	534x218x288mm	9.5kg	1

PLASTIC TOOL BOX



- Made of reinforced plastic.
- Includes internal partitions and transparent Part box.

PART #	SIZE	LxWxH	ΔTΔ	Weight
E8124	17"	420x220x195mm	1.6kg	6
E8125	19"	450x245x210mm	2.1kg	4

3 TRAY TOOL BOX



- 2 – Drawers, 501x189x36mm
- 1 – Drawers, 501x189x75mm
- Made of premium grade steel plate.
- With strong handle.

PART #	LxWxH	ΔTΔ	Weight
E8156	534x218x288mm	11.0kg	1

PLASTIC TOOL BOX



- Made of reinforced plastic.
- Includes internal partitions and transparent Part box.

PART #	SIZE	LxWxH	ΔTΔ	Weight
E8113	13"	335x185x130mm	0.6kg	6
E8114	16"	405x260x185mm	1.1kg	4
E8115	19"	495x280x235mm	1.6kg	2

HAND-AWAY TOOL BOX



- Heavy-duty handle, strong and durable

- Electrostatic spraying, nice rust protection.

- Stamped one time,



- Design of two layers, space used reasonable



- High quality plastic injection molding, intermediate baffle is optional.

- Stamped one time
- Heavy-duty handle, strong and durable.
- Electrostatic spraying, nice rust protection.

ALUMINUM CASE



Special product

- Withstands fierce impact.

PART #	SIZE	LxWxH	ΔTΔ	Weight
E8182	15"	384x250x260mm	3.2kg	1

ALUMINUM CASE



Special product

- Reinforced and durable metal lock catch.

PART #	SIZE	LxWxH	ΔTΔ	Weight
E8174	16.5"thicken	435x305x125mm	2.29kg	5

ALUMINUM CASE



Special product

- Reinforced and durable metal lock catch.

PART #	SIZE	LxWxH	ΔTΔ	Weight
E8173	17" thin	438x328x105mm	2.4kg	5

TOOL BAG



- Made of Oxford cloth; water-proof and durable.
- Convenient to carry tools.

PART #	SIZE	LxWxH	Weight
E8311	13"	320x220x260mm	18
E8312	16"	400x220x260mm	12
E8313	17"	430x220x260mm	12

WAIST POUCH



- Made of Oxford cloth; water-proof and durable.
- Convenient to carry tools.

PART #	WxH	Weight
E8321	335x260mm	24

WAIST POUCH



- Made of Oxford cloth; water-proof and durable.
- Convenient to carry tools.

PART #	WxH	Weight
E8322	540x270mm	24

TOOL BIB APRON



Special product

- Made of Oxford cloth; water-proof and durable.
- Convenient to carry tools.

PART #	WxH	Weight
E8331	590x740mm	24

TOOL VEST



- Made of Oxford cloth; water-proof and durable.
- Convenient to carry tools.

PART #	WxH	Weight
E8341	530x690mm	30

TOOL BOX



Special product

- Made of premium grade cold-rolled steel plate.

PART #	LxWxH	ΔTΔ	Weight
E8105	221x129x44mm	0.46kg	1
E8106	380x140x52mm	0.91kg	1
E8107	440x190x52mm	1.25kg	1

PLASTIC LOGISTIC CASE



- Made of Premium-grade PP, more durable.

PART #	LxWxH	Stacked Bearing	Stacked Bearing	Weight
E8274	600x400x150mm	30kg	150kg	4
E8275	600x400x215mm	30kg	150kg	4

PLASTIC TOOL BOX



- Made of Premium-grade PP.
- Water-proof, and UV-proof; resistant to oil and chemicals.

PART #	SIZE	LxWxH	Weight
E8411	#1	140x75x27mm	12
E8412	#2	167x126x62mm	12
E8413	#3	205x140x45mm	12
E8414	#4	234x168x62mm	6
E8415	#5	300x200x62mm	6

BACK HANGING PARTS BOX



- Convenient combination, save space.
- Widely used in workshop, warehouse, storage.
- Can be customized in different color.

PART #	LxWxH	Bear	Weight
E8281	110x105x52mm	2kg	6
E8282	140x105x75mm	2kg	6
E8283	190x105x75mm	3kg	6
E8284	220x140x125mm	6kg	6
E8285	270x140x125mm	8kg	6

ENDURA®
A Textron Company

ENDURA®
A Textron Company

ENDURA®
A Textron Company

ENDURA®
A Textron Company

