GREENLEE®
A Textron Company

Voice • Data • Video
Product Catalog

Tempo
A Textron Company

HOLEMAKING | BENDING | FISHING/CABLE PULLING/MATERIAL HANDLING | WIRE & CABLE TERMINATION | VOICE/DATA/VIDEO | TESTING & MEASUREMENT | STORAGE | HYDRAULIC PUMPS/HAND TOOLS

Greenlee® and Tempo® –

Designed For Success From Start To Finish.

Greenlee and Tempo have come together to offer a complete line of innovative, rugged and practical datacom equipment that ensures a job done right. But we don't just sell products. We concept, design, engineer, and road-test the products that bear our name. All our products are backed by service and support from a hands-on technical staff, many of whom are former industry professionals themselves. We take pride in the tools we make because we have ownership in how they're made. It's the same pride we hope you'll feel when one of our products hangs from your belt, knowing you're part of a commitment to the best.

TABLE OF CONTENTS

INSTALLATION 2-22

COPPER TERMINATION 23-37

WIRE & CABLE IDENTIFICATION 38-49

TERMINATION & TESTING 50-55

BURIED FACILITY LOCATING 56-59

CABLE & SERVICE TESTING 60-68

FIBER TERMINATION & TESTING 69-97

ELECTRICAL TESTING & MEASUREMENT 98-108

INDEX 109-112

Quick Change Hole Saw Kit

Quick Change Arbor Features:

- New arbor allows for rapid mounting or removal of hole saws.
- Faster, easier slug removal.
- Drill pilot hole without saw:
  1. Eliminates the “bite” when saw crashes into the steel.
  2. Provides better ergonomics - reduces stress on wrist, arm and hand.
  3. Eliminates obstructed view from hole saw.
- Only one arbor required from 7/8” to 6” (7/16” shank recommended for hole saws above 2-1/2”).
- Works with recessed light and carbide grit hole saw products as well.
- Adapters re-usable to minimize costs.
- Universal - works with any brand hole saw.

Kit contains Bi-metal hole saws for 1/2" through 2" conduit sizes.

CAT. NO.	UPC NO.	DESCRIPTION
830Q	02806	Quick Change Hole Saw Kit for 1/2" through 2" conduit sizes
02800	02800	5/16" Arbor, minimum chuck size 3/8"
02801	02801	7/16" Arbor, minimum chuck size 1/2"
02802	02802	Retrofit Kit - upgrade 3 hole saws up to 1-9/16" to Quick Change
02803	02803	Small Adapters for 9/16" to 1-9/16" saws Qty. 10
02804	02804	Large Adapters for 1-5/8" to 6" saws Qty. 3
02805	02805	Bushings for 1-1/4" to 1-9/16" saws Qty. 5

SPECIFICATIONS	
Shank	Available for 3/8" and heavy duty 1/2" chuck sizes
Arbor length	5-1/2" with pilot drill
Arbor weight	0.5 lbs (227 g)
Arbor operation	Push collar to lock on saw; pull to release saw
Arbor pilot drill	37623, 4-1/8" x 1/4" (104.8 mm x 6.4 mm)

Combination Drill/Tap Bits

- Complete hole drilling, tapping and deburring/countersinking in one operation with power drill – saves labor, time and frustration
- Back taper beyond tap to prevent thread damage from over-drilling
- Deburr/Countersink also provided on bit beyond back taper
- Made from hardened high-speed steel vs. carbon steel for longer life
- High quality hex shank to ensure strong connection to drill chuck
- Designed to tap up to 10 gauge metal
- Quick Change Adaptor included in both metric and standard kits

CAT. NO.	UPC NO.	DESCRIPTION
DTAP10-24	17613	10-24NC drill/tap bit
DTAP10-32	17614	10-32NF drill/tap bit
DTAP12-24	17615	12-24NC drill/tap bit
DTAP6-32	17611	6-32NC Drill/Tap Bit
DTAP8-32	17612	8-32NC drill/tap bit
DTAPKITM	12151	M3-M10, 6 piece drill/tap set
DTAP1/4-20	17616	1/4-20NC drill/tap bit
DTAP3/8-16	11628	3/8-16NC drill/tap bit
DTAP5/16-18	11627	5/16-18NC drill/tap bit
DTAPKIT	17620	6-32 to 1/4-20, 6 piece drill/tap set
DTAPM10C	12165	M10 X 1.50 drill/tap bit
DTAPM3C	12160	M3 X .50 drill/tap bit
DTAPM4C	12161	M4 X .70 drill/tap bit
DTAPM5C	12162	M5 X .80 drill/tap bit
DTAPM6C	12163	M6 X 1.00 drill/tap bit
DTAPM8C	12164	M8 X 1.25 drill/tap bit

SPECIFICATIONS	
Material thickness	10 gauge
Material type	Mild steel, copper, brass, aluminum
Shank	1/4" quick change hex
Drill Material	Hardened, high-speed steel
Drill point	Split point with web thinning

Self-Feeding Spade Bits

Bore hardwood, softwood, plywood and drywall.

- Innovative self-feeding design requires less effort and reduces vibration.
- Unique Tapered design allows existing hole enlargement.
- 1/4" Quick Change hex shank.
- Forged and heat treated for long life.
- For use in 1/4" (6.4 mm) or larger power drills.
- Hole in top center of bit for wire pulling.
- See "Bit Extensions" (page 4) if more length required.
- P.O.P. Packaged.

34A SPADE BITS – LENGTH 6-1/4" (158.8 mm)

CAT. NO.	UPC NO.	HOLE DIA. INCH	HOLE DIA. mm	WEIGHT LBS.	WEIGHT g	KIT INCLUDES CAT./UPC NO. 34AR-6/ 03710
34A-3/8	03711	3/8	9.5	.08	36.29	1
34A-1/2	03712	1/2	12.7	.08	36.29	1
34A-5/8	03713	5/8	15.9	.08	36.29	1
34A-3/4	03714	3/4	19.1	.09	40.82	1
34A-7/8	03715	7/8	22.2	.09	40.82	1
34A-1	03716	1	25.4	.10	45.36	1

SPECIFICATIONS

Length	34A Spade Bit - 6" (152 mm)

SPADE BIT KIT

CAT. NO.	UPC NO.	DESCRIPTION	WEIGHT LB.	WEIGHT g
34AR-6	03710	BIT, SPADE-SF (6PC-POP)	.83	376.48

Spade Bits

Bore hardwood, softwood, plywood and drywall.

- Forged and heat treated for long life.
- For use in 1/4" (6.4 mm) or larger power drills.
- Hole in top center of bit for wire pulling.
- See "Bit Extensions" (page 4) if more length required.
- P.O.P. Packaged.

SPECIFICATIONS

Length	33A Spade Bit - 6-1/4" (158.8 mm) 33L Spade Bit - 16" (406.4 mm)

SPADE BIT KIT

CAT. NO.	UPC NO.	DESCRIPTION	WEIGHT LB.	WEIGHT g
33AR-6	20364	Spade Bit Kit (see chart)	0.6	272

33A SPADE BITS – LENGTH 6-1/4" (158.8 mm)

CAT. NO.	UPC NO.	HOLE DIA. INCH	HOLE DIA. mm	WEIGHT LBS.	WEIGHT g	KIT CAT./UPC NO. 33AR-6/ 20364
33A–1/4	20344	1/4	6.4	.05	23.0	
33A–3/8	20346	3/8	9.5	.09	40.8	1
33A–1/2	20348	1/2	12.7	.1	45.3	1
33A–5/8	20350	5/8	15.9	.1	45.3	1
33A–3/4	20352	3/4	19.1	.1	45.3	1
33A–7/8	20354	7/8	22.2	.12	54.4	1
33A–1	20357	1	25.4	.12	54.4	1
33A–1-1/8	20358	1-1/8	28.6	.15	68.0	
33A–1-1/4	20359	1-1/4	31.8	.15	68.0	
33A–1-3/8	20360	1-3/8	34.9	.16	72.6	
33A–1-1/2	20361	1-1/2	38.1	.16	72.6	

33L SPADE BITS – LENGTH 16" (406.4 mm)

CAT. NO.	UPC NO.	HOLE DIA. INCH	HOLE DIA. mm	WEIGHT LBS.	WEIGHT g
33L–1/4	31535	1/4	6.4	.22	99
33L–3/8	31536	3/8	9.5	.32	145
33L–1/2	31537	1/2	12.7	.33	150
33L–5/8	31539	5/8	15.9	.4	181
33L–3/4	31540	3/4	19.1	.4	181
33L–7/8	31541	7/8	22.2	.55	250
33L–1	31542	1	25.4	.33	150
33L–1-1/8	31543	1-1/8	28.6	.58	263
33L–1-1/4	31544	1-1/4	31.8	.56	254
33L–1-1/2	31545	1-1/2	38.1	.6	272

Bit Extensions

- Extend bit lengths - Holesaw arbors, spade bits, Nail Eater II® bits, Electrician's bits and Step bits.
- Use to bore deeper in wood.



CAT. NO.	UPC NO.	LENGTH INCH	LENGTH mm	HEX SHANK INCH	HEX SHANK mm	HOLE DIA. INCH	HOLE DIA. mm	HEAD DIA. INCH	HEAD DIA. mm	WEIGHT LBS.	WEIGHT g
901-12	02706	12	304.8	1/4	6.4	1/4	6.4	9/16	14.3	1.4	636
902-18	02707	18	457.2	5/16	7.9	23/64	9.1	21/32	16.7	2.5	1134
902-24	02708	24	609.6	5/16	7.9	23/64	9.1	21/32	16.7	3.4	1543
904-5-1/2	34996	5-1/2	139.7	7/16	11.1	1/2	12.7	1	25.4	2.1	953
904H-12	34980	12	304.8	7/16	11.1	**		23/32	18.3	2.9	1316
904H-18	35356	18	457.2	7/16	11.1	**		23/32	18.3	4.3	1951
904H-24	35358	24	609.6	7/16	11.1	**		23/32	18.3	5	2268

***For 7/16" Hex or 1/2" Round with 3 Flats, 1/4" Wide*

CAT. NO.	UPC NO.	DESCRIPTION
3713GB	50962	Set Screw for 901-12/02706
3678GB	50753	Set Screw for 902-18/02707 and 902-24/02708
3693GB	50765	Set Screw for 904-5-1/2/34996
53892	53892	Set Screw for 904H-12/34980, 904H-18/35356 and 904H-24/35358
51376	51376	Allen Wrench for use with set screws for 901-12/02706, 902-18/02707 and 902-24/02708
52144	52144	Allen Wrench for use with set screws for 904-5-1/2/34996

BIT EXTENSION	HEX SHANK INCH	HEX SHANK mm	USE WITH
901-12	1/4	6.4	33A–5/16 through 33A–1-1/2 and 37157 arbor. 34A-3/8 through 34A-1.
902-18 and 902-24	5/16	7.9	18–5/8 through 18–1; 45–5/8 through 45–13/16; 61PTS–5/8 through 61PTS–1; 66PT–3/8 through 66PT–9/16 and 37154 and 38522 arbors.
904 through 904H	7/16	11.1	18–1-1/8 through 18–1-1/4; 45–7/8 through 45–1-1/2; 61/62PTS–1-1/8 and 61/62PTS–1-1/2; 62PTS–5/8 through 62PTS–1; 66PT–3/4 through 66PT–1-1/2 and 149G–1 through 149G–3 and 37155 and 37156 arbors.

Nail Eater II® Wood Boring Bits

- Patented new design for improved cutting and cleaner holes.
- Self-feeding screw point draws bit through wood.
- Unique patented design cutting angle - smoother starts, reduced cutting loads.
- Made of super tough, heat-treated steel; cuts through nails and provides longer life.
- "Shorty" bits - for working in tight places, yet still can go through three abutting 2 x 4s.
- See "Bit Extensions" if more length is required (see above).
- P.O.P packaged

SPECIFICATIONS

61 PTS SHORTY NAIL EATER II®, 62 PTS AND 61/62 BIG SHANK SHORTY NAIL EATER II® BITS	
Overall Length	7-5/8" (193.7 mm)
Twist Length	5" (127 mm)
Electric drill required	61 PTS – 5/8" through 61 PTS - 1", minimum 3/8" drill; All Big Shank, 1/2" drill.
66 PT NAIL EATER II® BITS	
Overall Length	18" (457.2 mm)
Twist Length	15" (381 mm)

61PTS SHORTY, 62PTS AND 61/62 PTS BIG SHANK SHORTY NAIL EATER II® BITS

CAT. NO.	POP UPC NO.	BULK UPC NO.	HOLE DIA. INCH	HOLE DIA. mm	HEX SHANK INCH	HEX SHANK mm	WEIGHT LBS.	WEIGHT g
61PTS–5/8	30419	—	5/8	15.9	5/16	7.9	.3	137
61PTS–3/4	30423	—	3/4	19.1	5/16	7.9	.4	182
61PTS–7/8	30427	—	7/8	22.2	5/16	7.9	.5	227
61PTS–1	30429	—	1	25.4	5/16	7.9	.8	363
62PTS–5/8	31788	—	5/8	15.9	7/16	11.1	.3	137
62PTS–11/16	31790	—	11/16	17.5	7/16	11.1	.4	182
62PTS–3/4	31792	36640	3/4	19.1	7/16	11.1	.5	227
62PTS–13/16	31794	—	13/16	20.6	7/16	11.1	.5	227
62PTS–7/8	31796	36642	7/8	22.2	7/16	11.1	.6	273
62PTS–1	31798	36643	1	25.4	7/16	11.1	.7	318
61/62PTS–1-1/8	30431	—	1-1/8	28.6	7/16	11.1	.9	409
61/62PTS–1-1/4	30433	—	1-1/4	31.8	7/16	11.1	1.1	499

66PT NAIL EATER II® BITS

CAT. NO.	POP UPC NO.	BULK UPC NO.	HOLE DIA. INCH	HOLE DIA. mm	HEX SHANK INCH	HEX SHANK mm	WEIGHT LBS.	WEIGHT g
66PT–1/2	30915	—	1/2	12.7	5/16	7.9	.7	318
66PT–5/8	30919	—	5/8	15.9	7/16	11.1	.8	363
66PT–11/16	30921	—	11/16	17.5	7/16	11.1	1	454
66PT–3/4	30923	36659	3/4	19.1	7/16	11.1	1.2	545
66PT–13/16	30925	—	13/16	20.6	7/16	11.1	1.2	545
66PT–7/8	30927	36662	7/8	22.2	7/16	11.1	1.5	681
66PT–15/16	30929	—	15/16	23.8	7/16	11.1	1.6	726
66PT–1	30931	36664	1	25.4	7/16	11.1	1.8	817
66PT–1-1/8	30935	—	1-1/8	28.6	7/16	11.1	2.3	1044
66PT–1-1/4	30937	—	1-1/4	31.8	7/16	11.1	2.8	1270

D'VersiBIT® System

A new twist to an old problem.
These flexible steel drill bits are the right tools for installing wire or cable inside existing walls.

It bends to meet your needs!
Fishing wire or cable through existing walls used to be frustrating and time-consuming, but the D'VersiBIT has made it as simple as bowing the spring steel shaft in the direction you want to drill and turning on the power. Proven in the field to deliver accurate and professional results in many applications. Bits range from 3/16" to 1" (4.8 to 25.4 mm) in diameter and in shaft length from 12" to 72" (304.8 to 1828.8 mm).

The D'VersiBIT System makes it possible to easily accomplish even complex installations. This patented system attaches a quality drill bit to a long flexible spring steel shaft. When used with the Placement Tool, this flexibility makes it possible to easily manipulate the bit within walls. After drilling, attach a D'VersiGRIP to the hole in the drill and pull wire or cable back through the wall.



CAT. NO.	UPC NO.	DESCRIPTION
99104	99104	54" x 1" Shipping Tube B with End (Sold only in minimum quantity of 6 in same length.)
99105	99105	72" x 1" Shipping Tube B with End (Sold only in minimum quantity of 6 in same length.)

Type M, Masonry

- For drilling in masonry walls and through plaster.
- Recommended for use with Abrasion Shield to reduce friction and abrasion as the shaft turns against masonry.

Type HS, Wood

- Designed for aggressive cutting in all types of wood.
- Made from high-speed steel to ensure long life.
- For use in Bellhanger applications.

BIT DIAMETER INCH (mm) COLOR CODE	SHAFT LENGTH		SHAFT DIA.		TYPE M MASONRY		TYPE HS HIGH SPEED STEEL	
	INCH	mm	INCH	mm	CAT. NO.	UPC NO.	CAT. NO.	UPC NO.
1/4"	12	304.8	3/16	4.8	—	—	1412D	39913
(6.4 mm)	18	457.2	3/16	4.8	—	—	1418D	38744
Blue	24	609.6	3/16	4.8	—	—	1424D	38745
	36	914.4	3/16	4.8	—	—	1436D	38746
3/8"	12	304.8	3/16	4.8	—	—	3812D	39914
(9.5 mm)	24	609.6	3/16	4.8	—	—	3824D	38750
Black	36	914.4	3/16	4.8	—	—	3836D	38751
	54	1371.6	3/16	4.8	06-03-54M	38668	3858D	38752
	72	1828.8	3/16	4.8	—	—	3872D	38753
1/2"	36	914.4	3/16	4.8	—	—	1236D	38756
(12.7 mm)	54	1371.6	3/16	4.8	—	—	1258D	38757
Green	72	1828.8	3/16	4.8	—	—	1272D	38758
	54	1371.6	1/4	6.4	08-04-54M	38678		

USA Tel: 800.435.0786 Fax: 800.451.2632
Canada Tel: 800.435.0786 Fax: 800.524.2853
International Tel: +1.815.397.7070 Fax: +1.815.397.9247

D'VersiBIT® System

CAT. NO.	UPC NO.	DESCRIPTION
99104	99104	54" x 1" Shipping Tube B with End (Sold only in minimum quantity of 6 in same length.)
99105	99105	72" x 1" Shipping Tube B with End (Sold only in minimum quantity of 6 in same length.)

Type A, Auger

- Wood-type auger bit with screw point.
- Pulls itself through wood, avoids walking or skidding.
- Excellent for drilling in soft woods or through thin sections.
- Slow back-taper allows for easy retrieval.

Type B, Combination with Screw Point

- For aggressive chip removal in many types of woods.
- Screw point for easy starting and pulling through wood.
- With screw point removed, this bit can be ground to function like a standard combination bit.

Type C, Combination

- For drilling in tough woods and thick obstacles.
- Drilling speed relative to pressure applied.
- Chips can be brought easily out of the hole.

BIT DIA. INCH (mm) COLOR CODE	SHAFT LENGTH INCH	SHAFT LENGTH mm	SHAFT DIA. INCH	SHAFT DIA. mm	TYPE A AUGER CAT. NO.	TYPE A AUGER UPC NO.	TYPE B COMBINATION WITH SCREW POINT CAT. NO.	TYPE B COMBINATION WITH SCREW POINT UPC NO.	TYPE C COMBINATION CAT. NO.	TYPE C COMBINATION UPC NO.
1/4"	36	914.4	5/32	4.0	—	—	—	—	04-03-36C	38112
(6.4 mm)	54	1371.6	5/32	4.0	—	—	—	—	04-03-54C	38113
Blue	72	1828.8	5/32	4.0	—	—	—	—	04-03-72C	38114
3/8"	36	914.4	3/16	4.8	06-03-36A	38067	06-03-36B	38092	06-03-36C	38117
(9.5 mm)	54	1371.6	3/16	4.8	06-03-54A	38068	06-03-54B	38093	06-03-54C	38118
Black	72	1828.8	3/16	4.8	06-03-72A	38069	06-03-72B	38094	06-03-72C	38119
1/2"	36	914.4	3/16	4.8	08-03-36A	38072	08-03-36B	38097	08-03-36C	38122
(12.7 mm)	54	1371.6	3/16	4.8	08-03-54A	38073	08-03-54B	38098	08-03-54C	38123
Green	72	1828.8	3/16	4.8	08-03-72A	38074	08-03-72B	38099	08-03-72C	38124
9/16"	36	914.4	3/16	4.8	09-03-36A	38077	09-03-36B	38102	—	—
(14.3 mm)	54	1371.6	3/16	4.8	09-03-54A	38078	09-03-54B	38103	09-03-54C	38128
Orange	72	1828.8	3/16	4.8	09-03-72A	38079	09-03-72B	38104	09-03-72C	38129
3/4"	36	914.4	1/4	6.4	12-04-36A	38082	—	—	—	—
(19.1 mm)	54	1371.6	1/4	6.4	12-04-54A	38083	—	—	12-04-54C	38133
Red	72	1828.8	1/4	6.4	12-04-72A	38084	—	—	12-04-72C	38134
1"	36	914.4	1/4	6.4	16-04-36A	38087	—	—	—	—
(25.4 mm)	54	1371.6	1/4	6.4	16-04-54A	38088	—	—	—	—
White	72	1828.8	1/4	6.4	16-04-72A	38089	—	—	—	—

D'VersiBIT® Starter Kit

- All the tools to complete a typical wiring job.
- Includes 09-03-54B bit, 712P placement tool and 150 pulling grip.

CAT. NO.	UPC NO.	DESCRIPTION
DBITKIT	01630	D'VersiBIT Kit with 9/16" drill bit, placement tool and grip for pulling 1/2" OD wire

D'VersiBIT® Placement Tool

- Allows placement of the drill bit at any point within the wall.
- Helpful in judging where the bit will be during drilling to avoid accidentally drilling through the wall.
- Useful for vertical and horizontal placements.

CAT. NO.	UPC NO.	DESCRIPTION
712P	38350	D'VersiBIT® Placement Tool

SPECIFICATIONS	
Function	Use to position all bit and shaft sizes.

Wire and Cable Pulling Grips

- Clip attaches to hole in bit, mesh basket holds wire or cable during recovery, swivel reduces twisting.
- For use with bits 3/8" (9.5 mm) diameter or larger.
- A variety of sizes for pulling wire and cable.

CAT. NO.	UPC NO.	DESCRIPTION
125	38691	D'VersiGRIP for pulling single wire with 3/8" to 1/2" (9.5 mm to 12.7 mm) bits.
150	38692	D'VersiGRIP for pulling 1/2" (12.7 mm) OD wire with 1/2" to 9/16" (12.7 to 14.3 mm) bits.
168	38693	D'VersiGRIP for pulling 3/4" (19.1 mm) OD wire with 3/4" to 1" (19.1 to 25.4 mm) bits

SPECIFICATIONS	
Function	For pulling wire, cable or fish tape through walls.
Pulling Strength	50 lbs.

Abrasion Shield

- Tube fits both shaft sizes.
- Prevents insulation from wrapping around bit shaft.
- Protects shaft of masonry bits as they turn against masonry walls.
- Protects hand holding shaft during drilling.

SPECIFICATIONS	
Function	Protects shaft and hand while drilling with any size or type D'VersiBIT®.
Length	48" (1219.2 mm)

CAT. NO.	UPC NO.	DESCRIPTION
606AS	38696	Abrasion Shield

Extensions

- Sizes for 3/16" (4.8 mm) and 1/4" (6.4 mm) diameter shafts.
- Connect to chuck end of D'VersiBIT® shaft to increase the length of the bit.

CAT. NO.	UPC NO.	USE WITH SHAFT DIA.	USE WITH LENGTH
3XT 36	38685	3/16" (4.8 mm)	36" (914.4 mm)
3XT 54	38686	3/16" (4.8 mm)	54" (1371.6 mm)
3XT 72	38687	3/16" (4.8 mm)	72" (1828.8 mm)
4XT 36	38688	1/4" (6.4 mm)	36" (914.4 mm)
4XT 54	38689	1/4" (6.4 mm)	54" (1371.6 mm)
4XT 72	38690	1/4" (6.4 mm)	72" (1828.8 mm)

SPECIFICATIONS

Size	3XT 36, 3XT 54, 3XT 72 - connecting end diameter 7/16" (11.1 mm) 4XT 36, 4XT 54, 4XT 72 - connecting end diameter 5/8" (15.9 mm)

Retractable Saw Set

- Retractable Blade – 6" blade retracts into the handle with the twist of a knob. The retractable blade provides convenience and safety.
- Blade can be easily and quickly changed to allow the user to use the saw with various materials, in many different applications.
- Saw is designed to accept most 6" (or shorter) standard reciprocating saw blades, allowing for versatility and convenience.
- Ergonomically designed handle for comfort, a sure grip and to allow force to be applied both on the push and pull stroke.
- The end of the handle can be removed to allow access to a blade storage area that can hold 2 additional blades.
- The infinitely adjustable blade can be used at any length. The handle includes 3 hard stops that allow the blade to be adjusted to 2-1/4", 3-1/4" and 4-3/4" for hard sawing.
- The standard blade, or jab blade, includes a sharp point to allow the saw to be used as a standard jab saw. The split tooth design of the jab blade allows for the maximum cut with each stroke of the blade, both forward and back.
- The kit includes both a jab blade and a bi-metal blade to help meet all your sawing needs.
- Patents-Pending.

CAT. NO.	UPC NO.	DESCRIPTION
311	13110	Retractable Saw Set
311-JAB	71945	Replacement Jab Blades

SPECIFICATIONS

Length:	8.4"	213.36 mm (13"/330.2 mm blade extended)
Height:	1.7"	42.9 mm
Width:	1.1"	27.9 mm
Weight:	5.6 oz.	157.9g

CAPACITY

Jab Blade	Drywall, Ceiling Tile, Wood
Bi-Metal Blade	Conduit, Metal, PVC, Plastics

CA1 Cable Anchor™

- Quickly and easily secures multiple power, voice, data, and video cables. (Follows all applicable codes regarding spacing between power and low voltage cables.)
- Correctly spaces cables from stud and plate edges to meet U.S. and Canadian electrical codes.
- Innovative design allows the user to open the cable slots by pressing on either side of the control tab on top of the Cable Anchor™.
- Nail is provided in ready position for speed and convenience.
- Two stage clamping secures each cable independently in position.
- Bright yellow color makes the Cable Anchor™ easy to see in low light conditions making visual verification easy.
- Packaged in convenient re-sealable bag.
- High impact resistant material for cold weather durability.
- Flame retardant UL94HB material.
- Secures a maximum of 8 cables
- When securing more than 4 power cables, cable ampacity should be determined in accordance with NEC 300.15 and Canadian Electrical Code 4-004
- U.S. Patent #D508,394.

CAT. NO.	UPC NO.	DESCRIPTION
CA1	12201	Cable Anchor™

SPECIFICATIONS	
Power cables:	(4) 10-2 w/G NM, (4) 12-2 w/G NM, (8) 14-2 w/G NM, (4) 14-3 w/G NM
Voice, Data, Video cables:	(8) up to 0.3"(7.6 mm) each

Cable Roller Guide





- Six nylon rollers provide smooth movement of cable and prevents cable damage
- Pull pin makes opening and closing to insert and remove cables a simple one step operation
- Adjustment clamp allows the CR25 to be swiveled and/or rotated into any position
- Heavy duty 12 gauge cold rolled steel construction for durability and zinc dichromate finish prevents corrosion
- Up to 20 network cables can be pulled at one time
- Easily attaches to wooden framing members using a lag bolt and the hole in the mounting bracket of the CR25
- May also be used with coax, NM, small size THHN, and similar cables

CAT. NO.	UPC NO.	DESCRIPTION
CR25	12211	Cable Roller Guide

SPECIFICATIONS	
Roller opening size:	3" (76mm) square
Weight:	2 lb. (1 kg)

USA Tel: 800.435.0786 Fax: 800.451.2632
Canada Tel: 800.435.0786 Fax: 800.524.2853
International Tel: +1.815.397.7070 Fax: +1.815.397.9247

Fish Stix™



- Highly visible green color rods can be easily threaded together and seen when working above ceilings, down walls, or under raised floors.
- 1/4" (6.4 mm) diameter fiberglass rods provide added rigidity when multiple sections are connected.
- 200 lbs. (0.9 kN) minimum pulling strength.
- Two different threaded tips accommodate various bundles of wire or cable.
- 540-24 includes one 3' (.91 m) Glo Stix™ section for improved tip visibility.
- Optional Whisk Nose Tip is available for fishing over obstacles, and can be used to guide extended Glo Stix sideways above ceilings by rotating. Can also be used to fish longer lengths by providing a tip that can be snagged from the opposite direction with another extended Fish or Glo Stix with a hook nose tip.

CAT. NO.	UPC NO.	DESCRIPTION
540-12	10504	Fish Stix 12' (3.6 m) kit with bullet nose and "J" hook threaded tips, packaged in clear plastic tube
540-24	10506	Fish Stix 24' (7.3 m) kit with bullet nose and "J" hook threaded tips, packaged in clear plastic tube
11426	11426	Whisk Nose Tip
10497	10497	Replacement Hook Nose Tip
10498	10498	Replacement Bullet Nose Tip
11583	11583	Replacement 4' Fish Stix Section
11584	11584	Replacement 6' Fish Stix Section
11585	11585	Replacement 3' Glo Stix section

SPECIFICATIONS	
Length	540-12: 12' (3.6 m) - (3) 4' (1.2 m) Fish Stix sections 540-24: 24' (7.3 m) - (3) 6' (1.8 m) Fish Stix sections, (1) 3' (0.9 m) Fish Stix section, and (1) 3' Glo Stix section
Weight	540-12: 1.04 lbs. (0.5 kg) 540-24: 1.94 lbs. (0.9 kg)
Material	540-12: 1/4" (6.4 mm) dia. fiberglass rod 540-24: 1/4" (6.4 mm) dia. fiberglass rod

Glo Stix™

- Luminescent 3/16" fiberglass rods glow in the dark to make fishing voice, data and video wires easier in dark spaces, such as above ceilings, in walls, and below sub-floors.
- 3/16" (4.7 mm) diameter stix are more flexible for fishing in walls through an outlet box.
- Sturdy, steel-threaded connectors are interchangeable with Greenlee 1/4" (6.4 mm) Fish Stix.
- Clear, non-metalic storage tube keeps Glo Stix charged and ready to use.
- Kit includes (3) 5-foot (1.5 m) Glo Stix for a total of 15 feet (4.6 m), a bullet nose and a hook nose tip.
- 200 lbs. minimum pulling strength.
- Optional Whisk Nose Tip is available for fishing over obstacles, and can be used to guide extended Glo Stix sideways above ceilings by rotating. Can also be used to fish longer lengths by providing a tip that can be snagged from the opposite direction with another extended Fish or Glo Stix with a hook nose tip.

CAT. NO.	UPC NO.	DESCRIPTION
540-15	11422	Glo Stix 15' (4.6 m) Kit with bullet nose and "J" hook threaded tips, packaged in clear plastic tube
11426	11426	Whisk Nose Tip
10497	10497	Replacement Hook Nose Tip
10498	10498	Replacement Bullet Nose Tip
11427	11427	Replacement 5' (1.5 m) Glo Stix section

SPECIFICATIONS	
Length	15' (4.6 m) – (3) 5' (1.5 m) sections
Material	3/16" (4.7 mm) dia. luminescent fiberglass rod

Fish Poles

Designed specifically for pushing and pulling wires over long distances.

- Push or pull wires over suspended ceilings, under sub-floors or crawl spaces and in attics.
- Non-conductive, high-impact construction.
- Specialized hook can be used to install suspension wires for drop ceilings.
- Velcro strap secures pole when in collapsed position.
- Self-contained, no loose parts.
- Lightweight design to minimize fatigue.
- FP12 collapses to 26" x 1.25" and uses friction-locking system.
- FP18 collapses to 27" x 2" and uses friction-locking system.
- FP24 collapses to 50" x 2.25" and uses snap-lock buttons to maintain extended reach capabilities.
- U.S. Patent #6,729,358

CAT. NO.	UPC NO.	DESCRIPTION
FP12	02268	Fish Pole 12 ft.
FP18	10442	Fish Pole 18 ft.
FP24	10443	Fish Pole 24 ft.
10453	10453	Replacement Hook

SPECIFICATIONS

	FP12 FISH POLE	FP18 FISH POLE	FP24 FISH POLE
Extended length:	12' (3.7 m)	18' (5.48 m)	24' (7.31 m)
Collapsed length:	26" (660 mm)	27" (686 mm)	50" (1270 mm)
Diameter:	1.25" (32 mm)	2" (50 mm)	2.25" (57 mm)
Weight:	1.3 lb. (0.6 kg)	2 1/2 lb. (1.1 kg)	4 1/4 lb. (1.9 kg)

CableCaster®

Significantly speeds up the installation of lightweight communications cable through hard-to-reach spaces such as suspended ceilings, rafters and sub-floors.

- 50' (15 m) range allows for faster installations with fewer pulls.
- Bright yellow body reduces chances of leaving the CableCaster behind.
- Glow-in-the-dark darts minimize replacement costs because they are easy to locate.
- Aerodynamic darts provide high accuracy and fast installation.
- Optional flashlight improves visibility.

CAT. NO.	UPC NO.	DESCRIPTION
06186	06186	CableCaster Wire Pulling Tool with Three Darts
06259	06259	CableCaster Replacement Darts (Pack of Four)
46500	46500	Pocket-Light Flashlight

Pocket-Light Flashlight

- High intensity Xenon fired lamp.
- Luminous tip so flashlight can be located in the dark.
- Lifetime limited warranty.
- Submersible to 500 feet.
- Dust and rust proof.
- Batteries included.

CAT. NO.	UPC NO.	DESCRIPTION
46500	46500	Pocket-Light Flashlight
46533	46533	Lamp Module
46534	46534	O-Ring

Mini Pocket-Light Flashlight

- High intensity Xenon fired lamp.
- Submersible to 500 feet.
- Batteries included
- Compact pocket and key chain light.
- Includes key ring and handy hat/clothing clip
- Dust and rust proof.

CAT. NO.	UPC NO.	DESCRIPTION
46503	46503	Mini Pocket-Light Flashlight
46533	46533	Lamp Module
46534	46534	O-Ring

Kwik Silver™ Steel Fish Tapes

- Kwik Silver™ plated fish tape wire is corrosion resistant.
- Same strength as conventional steel tape.
- Smooth plating makes it easier to fish with, saving you time on the job.
- High-impact nylon, one-piece handle for maximum durability, long life, and easy, comfortable use.
- Large handle grip for greater user control.
- Self-tensioning case for easy tape winding.
- Wide, impact-resistant rewinder case with viewports to ensure tape fit and retaining strap on inside to hold tape secure.

CAT. NO.	UPC NO.	DESCRIPTION
438-5H	07500	50' × 1/8" × 0.045" (15.2 m × 3.2 mm × 1.1 mm) Steel Fish Tape in Winder Case
438-5	29045	65' × 1/8" × 0.060" (19.8 m × 3.2 mm × 1.5 mm) Steel Fish Tape in Winder Case
438-5BP	00170	65' × 1/8" × 0.060" (19.8 m × 3.2 mm × 1.5 mm) Steel Fish Tape in Winder Case, 5-pack
438-10	28256	125' × 1/8" × 0.060" (33 mm × 3.2 mm × 1.5 mm) Steel Fish Tape in Winder Case
438-10BP	00171	125' × 1/8" × 0.060" (33 mm × 3.2 mm × 1.5 mm) Steel Fish Tape in Winder Case, 5-pack
438-20	29046	240' × 1/8" × 0.060" (73 m × 3.2 mm × 1.5 mm) Steel Fish Tape in Winder Case
438-20BP	00172	240' × 1/8" × 0.060" (73 m × 3.2 mm × 1.5 mm) Steel Fish Tape in Winder Case, 5-pack
R438-5	29047	50' × 1/8" × 0.060" (15.2 m × 3.2 mm × 1.5 mm) Steel Fish Tape without Winder Case
R438-10	28257	100' × 1/8" × 0.060" (30.5 m × 3.2 mm × 1.5 mm) Steel Fish Tape without Winder Case
R438-20	29048	200' × 1/8" × 0.060" (61 m × 3.2 mm × 1.5 mm) Steel Fish Tape without Winder Case
R438B	29367	Swivel Ball Head for use on 1/8" steel fish tapes
R438-BM	05853	Ball Tip Male Half
439-1	30859	12" (305 mm) Flexible Fish Tape Leader
39790	39790	One-Piece Handle
39791	39791	12" (305 mm) diameter Replacement Case

SPECIFICATIONS

Capacity	1/8" (3.2 mm) tape width- 400 lbs. (1.7 kN) maximum design strength	
Weight	438-5 - 2.75 lbs. (1.3 kg) 438-5H - 2.75 lbs. (1.3 kg) 438-10 - 5 lbs. (2.3 kg) 438-20 - 7lbs. (3.2 kg)	R438-5 - 2 lbs. (0.9 kg) R438-10 - 3lbs. (1.4 kg) R438-20 - 6 lbs. (2.7 kg)

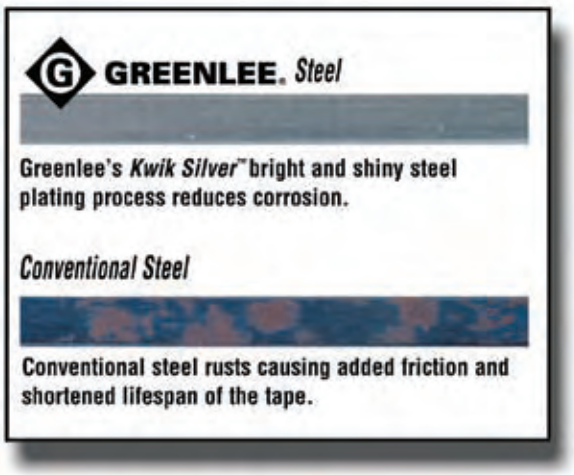

Steel Fish Tapes



- High-impact nylon, one-piece handle for maximum durability, long life, and easy, comfortable use.
- Large handle grip for greater user control.
- Self-tensioning case for easy tape winding.
- Wide, impact-resistant rewinder case with viewports to ensure tape fit and retaining strap on inside to hold tape secure.
- Dirt-free tape finish keeps hands cleaner during use.

CAT. NO.	UPC NO.	DESCRIPTION
538-10	30394	100' × 1/4" × 0.060" (30.5 m × 6.4 mm × 1.5 mm) Steel Fish Tape in Winder Case
R538-10	30395	100' × 1/4" × 0.060" (30.5 m × 6.4 mm × 1.5 mm) Steel Fish Tape without Winder Case
R538-20	30396	200' × 1/4" × 0.060" (61 m × 6.4 mm × 1.5 mm) Steel Fish Tape without Winder Case

SPECIFICATIONS

Capacity 1/4" (6.4 mm) tape width – 400 lbs. (1.7 kN) maximum design strength.

Weight
R538-10 – 6 lbs. (2.7 kg)
R538-20 – 11 lbs. (5 kg)
538-10 – 8 lbs. (3.6 kg)

Silver Streak® Stainless Steel Fish Tapes

- Silver Streak® comes with either 100' (30.5 m) or 200' (61 m) of stainless steel fish tape. It's rust and corrosion-resistant, so it lasts longer and rewinds easier than ordinary tape. It won't leave a nasty residue, either.
- Equipped with Speed Flex™ leader silver-soldered onto the fish tape. Streamlined fish tape/leader connection and lightweight, flexible leader design combine to enable user to fish farther, faster.
- High-impact nylon, one-piece handle for maximum durability, long life, and easy, comfortable use.
- Large handle grip for greater user control.
- Self-tensioning case for easy tape winding. (No tension trigger.)

CAT. NO.	UPC NO.	DESCRIPTION
438-10SS	06408	100' × 1/8" × 0.060" (30.5 m × 3.2 mm × 1.5 mm) Stainless Steel Fish Tape with Case
438-20SS	06410	200' × 1/8" × 0.060" (61 m × 3.2 mm × 1.5 mm) Stainless Steel Fish Tape with Case
R438-10SS	06786	100' Replacement Stainless Steel Fish Tape*
R438-20SS	06787	200' Replacement Stainless Steel Fish Tape*
439-2	14392	12" (305 mm) Speed Flex Leader (solder joints)

* No leader on replacement tape

SPECIFICATIONS

Capacity 1/8" (3.2 mm) tape width-400 lbs. (1.7 kN) maximum design strength

Weight 438-10SS - 5 lbs. (2.3 kg); 438-20SS - 7 lbs. (3.2 kg)

VDV Flat-Steel Fish Tape

- Flat steel tape reaches easily above ceilings, under carpets, and through walls to install wire.
- 25' (7.6 m) long, extending your reach.
- Winder case with crank handle for easy compact storage.

CAT. NO.	UPC NO.	DESCRIPTION
438-2X	01696	25' x 1/4" x 0.030" (7.6 m x 6.4 mm x 0.8 mm) Steel Fish Tape

SPECIFICATIONS

Weight 1.25 lb (0.6 kg)

Fiberglass Fish Tapes

540-50,
540-100
(12" Case)

542-100

- 12" (305 mm) case has high-impact nylon, one-piece handle for maximum durability, long life, and easy, comfortable use.
- Non-conductive fiberglass tape with low friction coating.
- Has unique non-coiling properties that enable it to fish in large and small conduit equally well, even with wire or cable in place.
- Exclusive, unique, lightweight reel for easy, positive feed out and rewind.
- Excellent for installation of telecommunications and data communication cables in overhead plenums, above suspended ceilings and under raised flooring.
- Fiberglass fish tape is the fastest manual fish tape available. It is intended for fishing only. Rope or line is recommended for pulling.

CAT. NO.	UPC NO.	DESCRIPTION
540-50	35742	50' × 0.175" (15.2 m × 4.4 mm) Fiberglass Fish Tape in Winder Case
540-100	35743	100' × 0.175" (30.5 m × 4.4 mm) Fiberglass Fish Tape in Winder Case
542-150	35745	150' × 3/16" (45.7 m × 4.8 mm) Fiberglass Fish Tape in Reel Stand
542-200	35746	200' × 3/16" (61 m × 4.8 mm) Fiberglass Fish Tapes in Reel Stand
542-250	35747	250' × 3/16" (76.2 m × 4.8 mm) Fiberglass Fish Tape in Reel Stand
R540-100	35744	100' × .175" (30.5 m × 4.4 mm) Fiberglass Fish Tape without Case
05156	05156	150'' × 3/16" (45.7 m × 4.8 mm) Fiberglass Fish Tape without Case
05157	05157	200'' × 3/16" (61 m × 4.8 mm) Fiberglass Fish Tape without Case
05158	05158	250'' × 3/16" (76.2 m × 4.8 mm) Fiberglass Fish Tape without Case
10565	10565	.175" (4.4 mm) pulling eye repair kit, includes (1) pulling eye and adhesive
35750	35750	Accessory Kit for 3/16" (4.78 mm) fish tapes. Includes flexible pulling leader, flexible pushing leader, pulling eye, splice ferrule and threaded ferrule
35908	35908	1/8" (3 mm) Repair Kit - includes threaded end ferrule, splice ferrule and pulling eye
35909	35909	3/16" (4.7 mm) Repair Kit
35919	35919	1/8" (3 mm) Pulling Eye
35930	35930	3/16" (4.7 mm) Pulling Eye
39790	39790	One-Piece Handle
39791	39791	12" (305 mm) diameter Replacement Case
39799	39799	Retrofit Kit to convert 540-50/35742 Fish Tape to one-piece design; includes one-piece handle and retaining strap, winder case and assembly screws
39800	39800	Retrofit Kit to convert 540-100/35743 Fish Tape to one-piece design; includes one-piece handle and retaining strap, winder case and assembly screws

SPECIFICATIONS

Capacity	540 Series- 0.175" (4.4 mm) dia. - 300 lbs. (1.3 kN) maximum design strength 542 Series-3/16" (4.7 mm) dia. - 400 lbs. (1.7 kN) maximum design strength
Weight	540-50 - 1.8 lbs. (0.8 kg) 540-100- 2.1 lbs. (1 kg) R540-100 -1.2 lbs. (0.6 kg) 542-150 -15 lbs. (6.8 kg) 542-200- 16 lbs. (7.2 kg) 542-250- 17 lbs. (7.7 kg)

Nylon Fish Tapes

436-5
(12" Case)

- Co-extruded curl-resistant nylon fish tape fishes equally well in large and small conduit.
- High-impact nylon, one-piece handle for maximum durability, long life, and easy, comfortable use.
- Heavy-duty winder case.
- Nylon fish tape is intended for fishing only. Rope or line is recommended for pulling.

CAT. NO.	UPC NO.	DESCRIPTION
436-5	27396	50' × 3/16" (15.2 m × 4.8 mm) diameter Nylon Fish Tape in Winder Case
436-10	27397	100' × 3/16" (30.5 m × 4.8 mm) diameter Nylon Fish Tape in Winder Case
R436-5	36850	50' × 3/16" (15.2 m × 4.8 mm) diameter Nylon Fish Tape without Winder Case
R436-10	36849	100' × 3/16" (30.5 m × 4.8 mm) diameter Nylon Fish Tape without Winder Case
01664	01664	Replacement Tip NOTE: Requires Greenlee K05 or K09 series crimper or #6 hex crimp to install.
39790	39790	One-Piece Handle
39791	39791	12" (305 mm) diameter Replacement Case

SPECIFICATIONS

Capacity	3/16" (4.8 mm) diameter – 250 lbs. (1.1 kN) maximum design strength	
Weight	436-5 – 2 lbs. (0.9 kg) 436-10 – 3 lbs. (1.4 kg)	R436-5 – 1 lb. (0.5 kg) R436-10 – 2 lbs. (0.9 kg)

Flex-O-Twist® Flexible Steel Fish Tapes

539-50,
539-100
(12" Case)



- Made of wound, multi-strand 3/16" (4.8 mm) diameter steel cable for strength and flexibility.
- Flexible…slips through lateral and vertical bends in the same run.
- One-piece, high-impact nylon handle for maximum durability, long life, and easy, comfortable use.
- Heavy-duty winder case.

CAT. NO.	UPC NO.	DESCRIPTION
539-50	30162	50' × 3/16" (15.2 m × 4.8 mm) diameter Flexible Steel Fish Tape in Winder Case
539-100	34002	100' × 3/16" (30.5 m × 4.8 mm) diameter Flexible Steel Fish Tape in Winder Case
439-100	29518	100' × 3/16" (30.5 m × 4.8 mm) diameter Flexible Steel Fish Tape without Winder Case
39790	39790	One-Piece Handle
39791	39791	12" (305 mm) diameter Replacement Case

SPECIFICATIONS

Capacity	3/16" (4.8 mm) tape width – 500 lbs. (2.2 kN) maximum design strength.
Weight	539-50 – 6 lbs. (2.7 kg) 539-100 – 10 lbs. (4.5 kg)

438PW Fish Tape Power Winder

- Adapts Greenlee fish tapes for rewinding with a battery drill.
- Fits all Greenlee fish tapes sized 100' up to 240'.
- Spoke design allows rewinding manually or with battery power.
- Snaps in and out of fish tape easily.
- Includes 3/8" drive hex socket.
- Storage for drive socket molded into adapter.

CAT. NO.	UPC NO.	DESCRIPTION
438PW	02728	Fish Tape Power Winder

SPECIFICATIONS	
Weight	1/2 lb. (.23 kg)
Diameter	7-1/2" (190 mm)
Width	1-3/4" (44 mm)
Type of Battery Drill	14.4V min.
Socket Size	3/8" Drive x 3/8" Hex (Fits Greenlee Fish Tapes sized 100' up to 240' only)

SpeedFlex® Flexible Fish Tape Leader

- Silver-solder joint attaches to any 1/8" (3.2 mm) x .060" (1.5 mm) steel fish tape to provide a slim profile that fishes farther, faster.
- High-strength stainless steel cable is used for reliability and long life.
- Beveled edges on the leader reduce the possibility of hang-ups when pulling wire.
- Up to (6) #10 wires can be attached to the large pulling eye.

CAT. NO.	UPC NO.	DESCRIPTION
439-2	14392	12" (305 mm) Speed Flex Leader (solder joint)

SPECIFICATIONS	
Weight	1.3 lbs. (0.6 kg)

Flex-O-Twist™ Flexible Fish Tape Leader

- Helps guide 1/8" steel tapes through sharp bends.
- Thread on the end of the fish tape in place of the swivel ball head.

CAT. NO.	UPC NO.	DESCRIPTION
439-1	30859	12" (305 mm) Flexible Fish Tape Leader

SPECIFICATIONS	
Weight	1.3 lbs. (0.6 kg)

Fiber Optic Cable Puller



- Both speed and maximum pulling force can be set by the operator.
- Electronically displays both actual speed and actual force while running.
- Shuts down when maximum preset force is reached to prevent damage to the cable being pulled at 200-800 lb. (0.9kN-3.5kN) adjustment range.
- Features a gradual restart after automatic shut-down to prevent quick snap stressing.
- Ports provided to link to optional strip recorder for permanently documenting pulling force or speed.
- Dual grooved capstans provide excellent rope control.
- Patented

CAT. NO.	UPC NO.	DESCRIPTION
805	33678	Fiber Optic Puller - Includes puller mounting bracket, mounting chain and steel storage case
34121	34121	Multiplex Polyester Rope 3/8" × 100' (9.5 mm × 30 mm)
34122	34122	Multiplex Polyester Rope 3/8" × 300' (9.5 mm × 91 mm)
34123	34123	Multiplex Polyester Rope 3/8" × 600' (9.5 mm × 182 mm)
34124	34124	Multiplex Polyester Rope 3/8" × 1200' (9.5 mm × 365 mm)
33656	33656	Boom Mount for use with 441 feeding sheave
33629	33629	On/Off Foot Switch
29825	29825	Vise Chain Unit

SPECIFICATIONS

PULLING FORCE

Maximum Adjustable up to 800 lbs. (3.5 kN)
Continuous 600 lbs. (2.6 kN)

DIMENSIONS

Length 8" (203 mm), **Width** 18" (457 mm), **Height** 11-1/4" (286 mm)
Weight 103 lbs. (46.7 kg)

PULLING SPEED – Feet (Meters) Per Minute

No Load up to 75 (22.8), **At 800 lbs.** (3.5 kN): up to 35 (10.7)
Power 1/2 HP (373 W): 120 VAC
Rope Average Breaking Strength or More:
3/8" (9.5 mm) Multiplex: Rated at 3,700 lbs. (16.4 kN)

PARTS

CAT. NO.	UPC NO.	DESCRIPTION	805
29825	29825	Vise Chain Unit (includes the following 3 items)	
27831	27831	(1) Vise Chain	1
29630	29630	(2) Vise Chain Handle	1
29638	29638	(3) Chain Positioner	1
33659	33659	Mounting Bracket Pin for 33656	1
53449	53449	Mounting Bracket Pin Clip for 33656	3

Poly Line

430-500 Poly Line

- Ready-to-use, pre-punched hole in lid with resealable cap.
- Use with power fishing systems directly from the container.
- Resists tangling when dispensing.
- Rot and mildew resistant.
- Handy reusable plastic dispenser pail with handle keeps the line dry.
- Use to pull rope through conduit.

CAT. NO.	UPC NO.	DESCRIPTION
430	21481	Poly Line 6500' (1981 m), Green Tracer
430-500	12598	Poly Line 500' (152.4 m), Green Tracer
431	21482	Poly Line 5200' (1585 m), Yellow Tracer
37959	37959	Poly Line 2200' (670 m), Red Tracer
430R	37835	Poly Line Refill 6500" (1981 m)

SPECIFICATIONS

Capacity	430 and 430-500 - 210 lbs. (934 N) average breaking strength 431 - 240 lbs. (1 kN) average breaking strength 37959 - 500 lbs. (2.2 kN) average breaking strength
Weight	430 - 11 lbs. (5 kg) 430-500 - 1 lb. (0.5 kg) 431 - 12 lbs. (5.4 kg) 37959 - 12 lbs. (5.4 kg)

Polyester Measure / Pulling Tapes

- Durable and stretch-resistant tape for easily pulling and installing wire and fiber optic cables within PVC and HDPE ducts.
- Factory-lubricated to reduce burn-through in innerduct.
- Easy-to-read footage markings for quick and accurate measurements.
- Available in various tensile strengths for use in any application.

CAT. NO.	UPC NO.	DESCRIPTION
4435	10445	Polyester Measure/Pulling Tape 1,250 lbs. (5.56 kN)
4436	10446	Polyester Measure/Pulling Tape 1,800 lbs. (8.01 kN)
4437	10447	Polyester Measure/Pulling Tape 2,500 lbs. (11.12 kN)

SPECIFICATIONS

Cat. No.	Average Breaking Strength	Length	Approx. Width
4435	1,250 lbs. (5.56 kN)	3,000' (914 m)	1/2" (12.7 mm)
4436	1,800 lbs. (8.01 kN)	3,000' (914 m)	5/8" (15.9 mm)
4437	2,500 lbs. (11.12 kN)	3,000' (914 m)	3/4" (19.1 mm)

Clear Lube™

LISTED

- Designed for use within electrical or datacom cable pulls.
- Clear and colorless for quick, easy clean-up.
- Excellent lubricity for fast pulls (.27-.29 COF).
- Environmentally safe, non-hazardous, non-toxic and non-corrosive.
- Easy to apply either by hand, brush or pump.

CAT. NO.	UPC NO.	DESCRIPTION
CLR-Q	10437	Clear Lube pulling lubricant, 1 quart (.95 l)
CLR-1	10438	Clear Lube pulling lubricant, 1 gallon (3.79 l)
CLR-5	10439	Clear Lube pulling lubricant, 5 gallon (18.93 l)

SPECIFICATIONS

Temperature Range	Remains stable over a wide range of temperatures, 20˚ F to 190˚ F (-6˚ C to 88˚ C)
Polymer base with no silicon additives.	
Average coefficient of friction (IEEE, 375-2 test procedure), .27 in PVC and .29 in EMT.	
Three-year shelf life with no deterioration in lubricant.	

Fiber-Gel™ Cable Pulling Lubricant

- Synthetic gel is specially designed for lightweight fast pulling of fiber optic cables.
- Compatible with all cable jackets.
- Cleans up easily.
- Environmentally safe.
- Operating range from 32° - 190° F (0°C - 88°C).
- Compatible with pre-lubricated innerducts.
- Dries slowly and leaves a long-lasting lubricating film.

CAT. NO.	UPC NO.	DESCRIPTION
FIBR-Q	02040	Fiber-Gel One Quart Squeeze Bottle (.95 l)
FIBR-1	02041	Fiber-Gel One Gallon (3.79 l)
FIBR-5	02045	Fiber-Gel 5 Gallons(18.93 l)

SPECIFICATIONS

Weight	FIBR-Q - 2.3 lbs. (1 kg)
	FIBR-1 - 8.5 lbs. (3.9 kg)
	FIBR-5 - 45 lbs. (20.4 kg)
Viscosity	2,000 - 3,000 CPS
PH Range	7.0 - 8.0

Breakaway Swivels

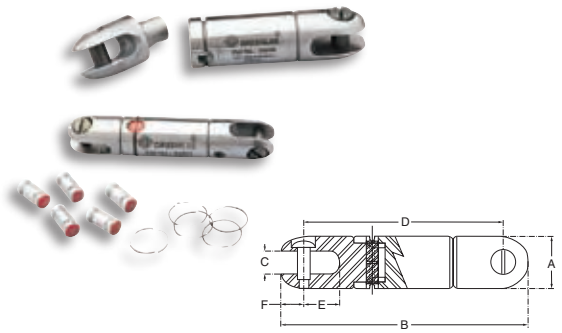

BREAKAWAY PIN KITS

CAT. NO.	UPC NO.	BREAKING POINT LBS.	BREAKING POINT kN	COLOR CODE	USE WITH
39294	39294	200 lbs.	0.9 kN	WHITE	
39295	39295	400 lbs.	1.8 kN	YELLOW	39290
39296	39296	600 lbs.	2.7 kN	ORANGE	5/8" Swivel
39297	39297	675 lbs.	3.0 kN	BLACK	
39302	39302	200 lbs.	0.9 kN	WHITE	
39303	39303	400 lbs.	1.8 kN	YELLOW	39298
39304	39304	600 lbs.	2.7 kN	ORANGE	7/8" Swivel
39306	39306	800 lbs.	3.6 kN	GREY	
39308	39308	1000 lbs.	4.4 kN	RED	

- Acts as a mechanical fuse, breaking away at a preset load to prevent damage to expensive cable.
- Breakaway pins can be replaced to change breakaway values.

BREAKAWAY SWIVEL BODY ONLY

		A		B		C		D		E		F	
CAT. NO.	UPC NO.	INCH	mm	INCH	mm	INCH	mm	INCH	mm	INCH	mm	INCH	mm
39290	39290	5/8	15.9	3-7/32	81.8	9/32	7.1	2-23/32	69.1	7/16	11.1	1/4	6.4
39298	39298	7/8	22.2	4-7/32	107.2	3/8	9.5	3-11/32	84.9	17/32	13.5	5/16	7.9

• Pins sold in bags of 10 only. • Breakaway values are ±15%.

Rope Clevis

For forged eye grips



578

For forged eye grips

579

For flexible eye grips

678

- Removable bolt and rope sheave.
- Removable grip eye bolt.
- Select the clevis with a rating that meets or exceeds the cable puller's maximum pulling force.
- Removable sheave for rope eye.

CAT. NO.	UPC NO.	DESCRIPTION
578	31910	Rope Clevis
579	31905	Rope Clevis
678	19524	Rope Clevis

SPECIFICATIONS

Maximum Rated Capacity	Weight	Length	Width	Inside Diameter
578 – 6,500 lbs. (28.9 kN)	0.9 lbs. (408 g)	3.0" (76 mm)	1.406" (36 mm)	1.25" (32 mm)
579 – 10,000 lbs. (44.4 kN)	1.3 lbs. (589 g)	3.5" (89 mm)	1.84" (47 mm)	1.5" (38 mm)
678 – 6,500 lbs. (28.9 kN)	1.3 lbs. (589 g)	3.5" (89 mm)	1.75" (44 mm)	0.94" (24 mm)

Folding Hand Caddy

- Holds up to 6 spools of #10 wire.
- Folds down to 2-1/2" (63.5 mm) for easy storage.
- Pinless design eliminates loose parts.

CAT. NO.	UPC NO.	DESCRIPTION
9501	01202	Folding Hand Caddy

SPECIFICATIONS

Size	10" (254 mm) high x 18-1/2" (470 mm) wide
Capacity	Six 500' (152.4 m) spools of #10 AWG Maximum Spool Diameter: 7.5" (190 mm) Maximum Spool Diameter (top spindle, with empty bottom spindle); 12.5" (317 mm) Maximum Spool Width: 8.5" (215 mm)
Weight	6 lbs. (2.7 kg)

Data Cable Caddy

- Width is ideal for large diameter spools of coax, data and communications cable.
- Especially handy for 6" (152 mm) wide and up to 19" (483 mm) diameter spools.
- Folds down for easy storage.
- Pinless design eliminates loose parts.

CAT. NO.	UPC NO.	DESCRIPTION
9520	01228	Data Cable Caddy

SPECIFICATIONS	
Size	21" (533 mm) long x 28-1/2" (724 mm) wide x 11-1/2" (292 mm) high
Capacity	Maximum Total Spool Weight: 100 lbs. (45.4 kg) Maximum Spool Diameter: 19" (483 mm)
Weight	11 lbs. (5 kg)

Hand Truck / Wire Cart



- Heavy-duty wheels for durability and easy transporting.
- Dual heavy-duty wire guides for dispensing multiple wires in all directions.
- Only 23" (584 mm) wide to fit through narrow doorways.
- Comes with five 5/8" (16 mm) diameter reel spindles for storing and dispensing up to fifteen spools of #14 THHN wire.
- Storage space for 3 spindles and clips eliminates loose parts when they are not in use.
- Expander kit available to increase capacity by 60%.

CAT. NO.	UPC NO.	DESCRIPTION
38733	38733	Hand Truck Wire Cart
10462	10462	Expander Kit
53685	53685	Hitch Clips (10)
38774	38774	Spindle (38733)

SPECIFICATIONS	
Size	38733 46" high x 23" wide × 22-1/2" deep (1168 mm × 584 mm × 571 mm) 10462 41" high x 12-5/8" wide (1041 mm × 321 mm)
Weight	38733 58 lbs. (26.3 kg) 10462 15.7 lbs. (7.1 kg)

WIRE CAPACITY CHART

NUMBER OF SPOOLS				
38733 WIRE CART	WITH 10462 EXPANDER	MAXIMUM SPOOL DIAMETER	MAXIMUM SPOOL WIDTH	TYPICAL WIRE LENGTH
15	24	7” (178 mm)	5-3/8” (137 mm)	500 ft. (152 m)
10	16	7” (178 mm)	8” (203 mm)	500 ft. (152 m)
3	5	12” (305 mm)	16-3/8” (416 mm)	2,500 ft. (762 m)
3	3	14” (356 mm)	16-3/8” (416 mm)	2,500 ft. (762 m)
2	2	22” (559 mm)	16-3/8” (416 mm)	1,000 ft. (305 m)

Hand Truck / Wire Cart

- Holds up to 12 spools of #12 AWG wire or 8 spools of #10 AWG wire.
- 10" (254 mm) diameter pneumatic tires for jobsite portability.
- Pinless design eliminates loose parts.
- 4 solid steel 1/2" (13 mm) spindles included.
- Lay cart flat when dispensing wire. Upright for use as hand caddy.

CAT. NO.	UPC NO.	DESCRIPTION
9505	01205	Hand Truck Caddy
01207	01207	Spindle

SPECIFICATIONS	
Size	46-5/8" (1180 mm) long x 28-1/4" (71.8 mm) wide
Capacity	Maximum Total Spool Weight: 200 lbs (90.7 kg) 4000' (1219.2 m) # 10 AWG wire Maximum Spool Diameter: 7.5" (190 mm) Dolly Lift (Maximum): 250 lbs. (113.4 kg)
Weight	32 lbs. (14.5 kg)

Wire Cart



- Large capacity, excellent for storing, transporting or feeding wire.
- Save space, use and store vertically or horizontally.
- 5 strong reel axles with spring clip retainers plus 2 positions for axle storage allows you to configure for large reels with no loose parts.
- Strong, yet lightweight, tubular steel welded construction with rugged 8" (203 mm) wheels.
- Built-in wire guide for horizontal dispensing.
- Will pass through a 28" (711 mm) opening.

CAT. NO.	UPC NO.	DESCRIPTION
911	31518	Wire Cart
31523	31523	Reel Shaft for 911 Wire Cart
50303	50303	Hitch Clip (10)

SPECIFICATIONS	
Size	54-1/2" (1384 mm) long x 27" (685 mm) wide x 26-1/2" (673 mm) high when horizontal
Capacity	Six 2,500' (762 m) spools up to 16" (406 mm) in diameter Fifteen 500' (152.4 m) spools up to 8" (203 mm) in diameter Max. Spool Weight: 550 lbs.
Weight	62 lbs. (28.1 kg)

Kwik Cycle® Cable Tie Guns

The Standard Cable Tie Gun is for use with 5/64" to 3/16" wide cable ties (2.2 mm to 4.8 mm), and the gun is made of molded nylon.
The Heavy-duty Cable Tie Gun is for use with cable ties up to 1/4" wide (6.35 mm), and the gun is made of durable metal.
- Tension adjustment allows the user to adapt the tool to the size of the tie.
- Automatic cut-off eliminates sharp edges on ties.

CAT. NO.	UPC NO.	DESCRIPTION
45306	45306	Standard Cable Tie Gun
45300	45300	Heavy-Duty Cable Tie Gun

USA Tel: 800.435.0786 Fax: 800.451.2632
Canada Tel: 800.435.0786 Fax: 800.524.2853
International Tel: +1.815.397.7070 Fax: +1.815.397.9247

NOTES:

Center Conductor Cutter

- Precisely trims the center conductor of coaxial cable to a standard length of 3/16" (5 mm).
- Cushioned-grip handle for comfortable use.
- Heat treated for long life.

CAT. NO.	UPC NO.	DESCRIPTION
45481	45481	Center Conductor Cutter

SPECIFICATIONS

Stamped from high-carbon tool steel
Rust-resistant black oxide finish

Cable Cutter, 8 AWG

- Designed to cut solid, stranded wire up to 8 AWG (10 mm²) and multi-conductor cable up to 1/2" (12.7 mm) in diameter.
- Curved cutting blades ensure an easy cut.
- Economically priced.
- Cushioned-grip handle for comfortable use.
- Heat-treated for long life.
- Stamped and precision ground from high-carbon tool steel.
- Return spring.
- Locking latch.
- Rust-resistant black oxide finish.

CAT. NO.	UPC NO.	DESCRIPTION
45482	45482	Cable Cutter

45471 Professional Installation Kit

This complete kit includes our 8 AWG Cable Cutter plus all the tools, connectors and tests for installing and maintaining most types of communications cabling. See page 53 for details on our Professional Installation Kit.

Cable Cutter

- Easily cuts heavier copper and aluminum cables up to 2/0 (70 mm²).
- Plastic coated, high-leverage handles for easier cuts.
- Heat-treated for long life.
- Made of heavy-duty forged steel.
- Precision ground, shear action, curved cutting blades.
- Rust-resistant black oxide finish.
- Made in the USA.

CAT. NO.	UPC NO.	DESCRIPTION
727	31291	Cable Cutter

Cable Splicer's Knife and Electrician's Scissors



PT-K01

PT-T01

PT-T02

- Cuts cable, telephone wire and strips insulation.
- Tough, tempered steel knife blade holds its edge longer.
- Full-sized knife handle provides greater comfort.
- Knife has a short, coping-type blade made of the finest cutlery steel.
- Scissors have an upper blade with two stripping notches to strip most insulations from 19-24 AWG.

CAT. NO.	UPC NO.	DESCRIPTION
PT-K01	08704	Scissors and Knife Kit with Two-Pocket Pouch
PT-T01	08707	Cable Splicer's Knife
PT-T02	08708	Electrician's Scissors
PT-C01	08702	Two-Pocket Leather Pouch

Wire Strippers/Cutter



1916

- Precision ground blades ensure consistent stripping and cutting.
- Heat-treated for long life.
- Cushioned-grip vinyl handle for comfortable use.
- Serrated nose grip for wire pulling and straightening.
- Stamped from high-carbon tool steel.
- Pivot joints have hardened steel bushings.
- Rust-resistant black oxide finish.

CAT. NO.	UPC NO.	DESCRIPTION
1916	31891	20-10 AWG (0.8 to 2.6 mm dia.) Solid Wlre
1917	31890	26-16 AWG (0.4 to 1.3 mm dia.) Solid Wire
1918	31889	30-22 AWG (0.25 to 0.64 mm dia.) Solid Wire

Pro Wire Strippers



1950

1955

- Strips the outer jacket off both solid and stranded wire.
- Machined stripping stations with a positive stop provide precise stripping diameters.
- Ergonomically designed, extra-long cushioned handles add superior comfort and reduce hand fatigue.
- Long curved cutter blades reduce force required by 25% and can cut NM in a single cut.
- Lock tab protects cutting edges during storage.
- Pliers nose for working with small nuts and pulling wire.
- Hole in jaws for looping wires.
- Opening stop prevents spring from disengaging.
- Easy-to-read graphics.
- Cuts screws.

CAT. NO.	UPC NO.	DESCRIPTION
1950	06852	Pro Stripper 10-18 AWG
1951	06853	Pro Wire Stripper 22-32 AWG
1955	06857	Pro Plus Wire Stripper, 10-18 AWG
1956	10300	Pro Plus Stripper 8-16 AWG

Kwik Stripper® Flat Telephone Cable Cutter/Stripper

- Designed to cut and strip flat modular telephone cables (Silver Satin).
- Built-in cable stop/guide for consistent strip length.
- Heat-treated for long life.
- Cushioned-grip vinyl handle for comfortable use.
- 2- to 10-conductor capacity.
- Stamped from high-carbon tool steel.
- Rust-resistant black oxide finish.

CAT. NO.	UPC NO.	DESCRIPTION
45480	45480	Kwik Stripper Flat Telephone Cable Cutter/Stripper

45480
Typically used for Modular Plug Connectors (See page 31)

430-500 Poly Line
The 430-500 poly line is the same 210 lb. (934 N) breaking strength line used in the larger buckets, and it comes in a tube with a prepunched hole for dispensing the line without tangling. The line can be blown into conduit and then used to pull in a larger pulling rope, or it can be used directly to pull in smaller wires.

Kwik Stripper® Coax Stripper — 2 level and 3 level

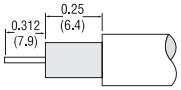

45576 2 Level
Typically used for F-type connectors (See page 34).
Frame accepts only 2 level cartridges.

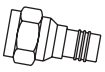

- Designed to provide precise, repeatable strips consistently.
- Prepares RG58, RG59, RG62, RG6 and many other types of coax cable.
- Strips braid and dielectric to ¼" (6.4 mm).
- Blades are easily replaced in the field.
- Blade adjustment for cutting depth.
- Replaceable and interchangeable blade cassettes.

CAT. NO.	UPC NO.	DESCRIPTION
45576	45576	Kwik Stripper Coax Stripper - 2 Level
45577	45577	Kwik stripper Coax Stripper - 3 Level
45040	45040	Replacement Cartridge - 2 Level
45039	45039	Replacement Cartridge - 3 Level

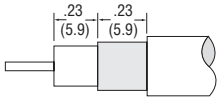

45577 3 Level
Typically used for BNC-type connectors (See page 35).
Frame accepts both 2 and 3 level cartridges.

Kwik Stripper® Twisted Pair Stripper

- No tool is better for trimming the jacket from twisted pair cable without damaging the individual conductors.
- Blade depth adjustment ensures precise cutting depth.
- Blade penetration controlled by tension loop.
- Strip length gauge.
- Made in the USA.

CAT. NO.	UPC NO.	DESCRIPTION
45579	45579	Kwik Stripper® Twisted Pair Stripper

45579
Typically used for Modular Plug Connectors (See page 33)

Kwik Stripper® CATV Cable Stripper

45578
Typically used for F-type Connectors (See page 34)

- Designed for the professional CATV cable installer, this stripper is perfect for high volume and uses replaceable stripping cartridges for RG6, RG59, RG11 and RG7 CATV cables.
- Pre-measured stops eliminate time-consuming measuring and trimming.
- No adjustments needed.
- Spare cartridge holder is conveniently built into the tool.
- Included with the tool, the RG6/RG59 cartridge strips cable jacket and dielectric to ¼" (6.4 mm).
- Included with the tool, the RG11/RG7 cartridge strips cable jacket and dielectric to ¼" (6.4 mm).
- Extra-large finger hole.
- Made in the USA.

CAT. NO.	UPC NO.	DESCRIPTION
45578	45578	Kwik Stripper® CATV Cable Stripper
45580	45580	Replacement Cartridge RG6/RG59
45581	45581	Replacement Cartridge RG11/RG7

Kwik Stripper® CATV/UTP Stripper

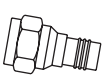

45677
Typically used for F-type connectors (See page 34) and Modular Plug connectors (See page 33). The most versatile stripper in the industry.

- Used for both unshielded twisted pair (UTP) and coaxial cabling, this tool reduces the number of tools needed without any adjustments.
- Switching from four pair UTP to RG6 or RG59 is simple – just change cartridges.
- Cartridges are color-coded for quick identification; blue for UTP and black for coax.
- Pre-measured stops eliminate time-consuming measuring and trimming.
- UTP cartridge strips four-pair UTP without scoring the individual conductors.
- Spare cartridge holder is conveniently built into the tool.
- Included with the tool, the RG6/RG59 cartridge strips the cable jacket and dielectric to ¼" (6.4 mm).
- Extra-large finger hole.
- Made in the USA.

CAT. NO.	UPC NO.	DESCRIPTION
45677	45677	Kwik Stripper® CATV/UTP Stripper with Both Cartridges
45667	45667	Replacement Cartridge UTP
45580	45580	Replacement Cartridge RG6/RG59
45581	45581	Replacement Cartridge RG11/RG7

Pocket Cable Stripper

- Specifically designed for stripping power and telecommunications cables from 3/16" to 1-1/8" in diameter (4.5 mm to 29 mm).
- Easy blade depth adjustment.
- Blade rotates for circular, longitudinal and spiral cuts.

CAT. NO.	UPC NO.	DESCRIPTION
1900	45824	Pocket Cable Stripper
07915	07915	Replacement Cutting Blade

Pocket Cable Stripper

- Specifically designed for stripping power and telecommunications cables from 3/4" to 1-1/2" in diameter (19 mm to 40 mm).
- Strips solid conductor, stranded conductor and multiple conductor cables.
- Easy blade depth adjustment.
- Blade rotates for circular, longitudinal and spiral cuts.

CAT. NO.	UPC NO.	DESCRIPTION
1901	45823	Pocket Cable Stripper
07915	07915	Replacement Cutting Blade

Coax Connector Insertion Tool

45516
Use with F-style and BNC-style Connectors
(See pages 34 and 35).

- Used in CATV applications, the Insertion Tool holds F- and BNC-style connectors securely in place allowing the installer to seat the connector properly on the cable.
- Prevents damage to center conductor.
- Screwdriver bit can be removed to allow the ratcheting screwdriver to be used with standard bits.
- Screwdriver bit can be purchased separately for use in standard ratcheting screwdrivers.
- BNC screwdriver bit sold separately for use with BNC connectors.

CAT. NO.	UPC NO.	DESCRIPTION
45516	45516	Coax Connector Insertion Tool with F-style Connector Bit
45517	45517	Replacement Bit, F-style Connector
45518	45518	Replacement Bit, BNC-style Connector

Compression Crimping Tool

- Requires less force than a traditional hex-style crimp.
- Ergonomic Sanoprene grips reduce hand fatigue.
- Terminates most compression-style connectors.
- Fully adjustable for crimping different coax connector types.

CAT. NO.	UPC NO.	DESCRIPTION
60807	60807	Compression Crimping Tool

Punchdown Tool

46023

- Inserts wire for a corrosion-resistant termination and trims off excess wire.
- Terminates 66, 110, BIX and Krone cross-connect and wall jacks.
- Spring-loaded for fast, low-effort wire seating and termination.
- Internal impact mechanism eliminates jamming for longer, trouble-free service life.
- Adjustable low- and high-impact force settings.
- Bayonet-style blade locking mechanism.
- Neoprene pad for shock absorption.
- Spare blade storage in the handle.
- Color-coded yellow on the cut side of tool.

CAT. NO.	UPC NO.	DESCRIPTION
46020	46020	Punchdown Tool Only
46021	46021	Punchdown Tool w/66 Blade
46023	46023	Punchdown Tool w/110 Blade

Replacement Blades for the Punchdown Tool

46022

46024

- Cut side labeled to eliminate costly punching errors.
- Made of high-carbon tool steel, heat-treated and precision ground for long life.
- Reversible blades for seating/cut or seating only for jumper wires.
- Rust-resistant finish.

CAT. NO.	UPC NO.	DESCRIPTION
46022	46022	66 Style Blade
46024	46024	110 Style Blade

46010 Clip-On Twisted Pair Kit

Our Clip-On Twisted Pair Kit comes with all the tools necessary for terminating voice and data cable including a Punchdown Tool with 110 blade.

See page 50 for details.

Telephone Ratchet Crimper

- Combination tool terminates 8-position, 6-position and 4-position (45575 only) modular style plugs.
- No need to change crimping dies.
- Full-cycle ratchet mechanism provides consistent, quality terminations every cycle.
- Straight action ensures uniform crimp.
- Small, compact design.
- Built-in wire cutter and stripper for flat cable.
- All-steel frame has rust-resistant, black oxide finish.

CAT. NO.	UPC NO.	DESCRIPTION
45553	45553	Telephone Ratchet Crimper
45575	45575	Telephone Ratchet Crimper

45553

Typically used for Modular Plug Connectors (See page 33).

45469 Voice and Category 5 Data Termination Kit

This kit includes our Telephone Ratchet Crimper plus other tools and connectors necessary for installing a voice and data network. Everything is conveniently organized in a durable zipper case. See page 52 for details on our Voice and Category 5 Data Termination Kit.

45575

Typically used for Modular Plug Connectors (See page 33). Our Telephone Ratchet Crimper was designed with a compact head to fit into tight spaces and ergonomic handles for operator comfort.

Gator® Plus Terminal Crimping Tool

- Totally new hydraulic pump design results in an extremely compact, battery-powered crimping tool for crimping terminals and DSV connectors.
- Linear crimping action results in a completely symmetric crimp.
- Special compact 9.6 volt NiCd battery reduces weight and size.
- Slim profile and light weight provide for one-hand operation.
- Can complete approximately 150 crimps per battery charge.
- Ram can be retracted in mid-cycle to adjust connector.
- Crimping head rotates 360º.
- Uses all Kwik Cycle® 9 Crimping Dies (see charts on pages 31 and 32).
- Two batteries, battery charger, and carrying case included.
- Choice of 120 volt, 230 volt, or 12 volt battery charger.

CAT. NO.	UPC NO.	DESCRIPTION
EK21011	02024	1.5-Ton Battery-Powered Crimping Tool w/120 volt charger
EK21012	02025	1.5-Ton Battery-Powered Crimping Tool w/12 volt charger
EK21022	02026	1.5-Ton Battery-Powered Crimping Tool w/230 volt charger
RAM1	01975	Replacement 9.6 V Ni-Cd Battery
KK35SGL	02019	Replacement Carrying Case

SPECIFICATIONS	
Capacity	Uses Kwik Cycle® 9 Die Sets
Length	13-1/4" (337 mm)
Weight	2-3/4 lb. (1.3 kg)
Battery	9.6 volt 1.3 Ah Ni-Cd battery
Crimping Force	2,900 lb. (13kN)
Width	3-1/8" (79 mm)
Crimp Cycle Time	~2 seconds
Battery Charge Time	1 hour

Kwik Cycle® 9" Crimp Frame

- Used to manually crimp a wide variety of connectors and terminals to factory specifications.
- Frame features a precision full-cycle ratchet for accurate, repeatable crimps every cycle.
- Crimp release lever improves throughput by eliminating rejected terminations due to improper connector positioning.
- Frame features a tension adjustment preset at the factory for optimum performance.
- High-leverage force and ergonomically-designed handle provides comfortable use.
- Frame and dies are manufactured from heat-treated, hardened tool steel for superior function and long life.
- All die sets are easily interchangeable with a simple screwdriver.

CAT. NO.	UPC NO.	DESCRIPTION
45504	45504	Kwik Cycle 9" Crimp Frame

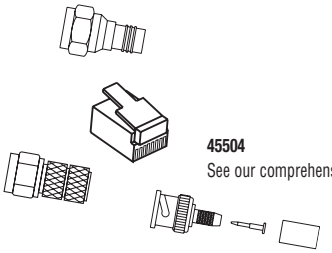

45504

See our comprehensive line of connectors on pages 30 to 35.

Kwik Cycle® 9" Interchangeable Die Sets for Coaxial Connectors

	DESCRIPTION		CRIMP PROFILE & DIMENSIONS						CAT. NO.	UPC NO.	CAT NO.	UPC NO.
	CABLE TYPE	CONNECTION	BRAID CRIMP				CENTER CONTACT		TOOL WITH DIE		DIE ONLY	
	RG58/RG59/ RG59TFE/RG6	BNC/TNC Cambridge/ AIM, 2-piece 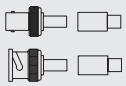	0.320	0.210	0.185						45562	45562
	Belden 1694A	BNC/TNC 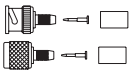	0.315				0.068				45563	45563
	RG22B/U Twinax & others	Twinax	0.429				0.075	0.075			45574	45574
	RG58/RG174/8218	BNC/TNC 50 and 75 OHM 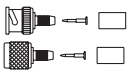		0.213	0.178		0.068	0.042	45544	45544	46826	46826
	RG6/RG59 & 8281	BNC/TNC & F, 50 and 75 OHM. Also 1695, 1505, 9259 and 9231 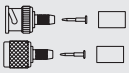	0.324	0.255			0.068	0.042	45545	45545	46830	46830
	RG58/RG59/62AU	BNC/TNC 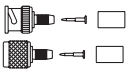	0.256	0.213			0.068		46800	46800	46824	46824
	RG59, RG6	CATV F	0.360	0.324	0.255				46801	46801	46808	46808
	RG58, RG59 Plenum & Non-Plenum Thinwire	BNC/TNC 50/75 OHM 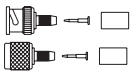		0.213	0.190		0.068	0.042			45556	45556
	RG6, RG174, 8281, AT&T 728	BNC/TNC/F 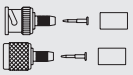	0.324	0.178				0.068	45582	45582	45557	45557
	RG58/141/142/58 Teflon/ 58 Thinney/RG59	BNC/TNC/F 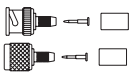		0.255	0.213		0.100 0.068	0.052			45558	45558
	RG58/59/62 Teflon	BNC/TNC from Cambridge/AIM 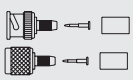	0.325	0.215			0.065				45559	45559

Kwik Cycle® 9" Interchangeable Die Sets for Open Barrel Contacts System

	DESCRIPTION		CAT. NO.	UPC NO.	CAT. NO.	UPC NO.
	CONNECTION	FEATURES	TOOL WITH DIE		DIE ONLY	
	22-10 AWG (0.3 TO 6 MM²) 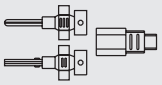	Open barrel, non-insulated terminals, ring tongue, spade and slide-on style			45508	45508

Kwik Cycle® 9" Interchangeable Die Sets for Modular Plugs

	DESCRIPTION		CAT. NO.	UPC NO.	CAT. NO.	UPC NO.
	CONNECTION	FEATURES	TOOL WITH DIE		DIE ONLY	
	RJ11 2-, 4- and 6-position	Western Electric and Stewart style connectors	46120	46120	46116	46116
	RJ45 8-position 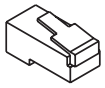	AMP modular plug connectors	45540	45540	46117	46117
	RJ11 4- and 6-position	AMP modular plug connectors	45541	45541	46118	46118
	RJ45 10-position 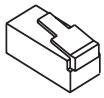	Modular plug connectors			45571	45571
	Hand set plug 4-position				45566	45566

Kwik Cycle® 9" Interchangeable Die Sets for Insulated and Non-Insulated Terminals

	DESCRIPTION		CAT. NO.	UPC NO.	CAT. NO.	UPC NO.
	CONNECTION	FEATURES	TOOL WITH DIE		DIE ONLY	
	22-10 AWG 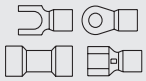	Color coded nests for easy identification Standard insulated terminals, ring tongue, spade lug, slide on and butt splices	45500	45500	45509	45509
	22-10 AWG 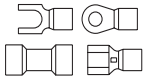	Color coded nests for easy identification For fully insulated slide-on syle connectors AMP Ultrafast™ style	45501	45501	45570	45570
	26-16 AWG 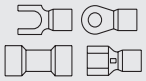	For mini insulated terminals with smaller wire barrels. Ring tongue, spade, slide on and butt splices			45565	45565
	22-8 AWG 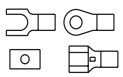	For non-insulated terminals and splices	45505	45505	45507	45507

Modular Plugs

We offer modular plugs for a wide variety of installations – from simple tasks like connecting a telephone handset cord to the most demanding requirements of Category 5 wiring.

- Gold-plated contacts provide long life and reliable performance
- Manufactured to comply with FCC 68 guidelines

F-STYLE CONNECTORS

DESCRIPTION					RECOMMENDED TOOL					
					STRIPPER		CRIMPER		COMBO	
CONNECTOR TYPE	CABLE TYPE	QUANTITY	CAT. NO.	UPC NO.	CAT. NO.	UPC NO.	CAT. NO.	UPC NO.	CAT. NO.	UPC NO.
Handset 4 Contact	Flat Cable Stranded Wire	25/Pack 50/Pack 100/Pack	45737 45750 45770	45737 45750 45770	45480	45480	45504 w/die 45566	45504 w/die 45566	45575	45575
RJ11 6 Contact	Flat Cable Stranded Wire	25/Pack 50/Pack 100/Pack	45738 45751 45771	45738 45751 45771	45480	45480	45541	45541	45553 45575	45553 45575
DEC MMJ 6 Contact	Flat Cable Stranded Wire	25/Pack	45739	45739	45480	45480	45504 w/die 46119	45504 w/die 46119		
RJ45 8 Contact	Flat Cable Stranded Wire	25/Pack 50/Pack 100/Pack	45740 45753 45773	45740 45753 45773	45480	45480			45553 45575	45553 45575
Handset 4 Contact	Round Cable Solid Wire	25/Pack 50/Pack 100/Pack	45742 45755 45775	45742 45755 45775	45579	45579	45504 w/die 45566	45504 w/die 45566	45575	45575
RJ11 6 Contact	Round Cable Solid Wire	25/Pack 50/Pack 100/Pack	45743 45756 45776	45743 45756 45776	45579	45579	45541	45541	45553 45575	45553 45575
DEC MMJ 6 Contact	Round Cable Solid Wire	25/Pack	45744	45744	45579	45579			45553 45575	45553 45575
RJ45 8 Contact	Round Cable Solid Wire	25/Pack 50/Pack 100/Pack	45745 45758 45778	45745 45758 45778	45579	45579			45553 45575	45553 45575
RJ45 Cat 5 8 Contact (2 Piece)	Round Cable Solid Wire	25/Pack 50/Pack 100/Pack	45747 45760 45780	45747 45760 45780	45579	45579			45553 45575	45553 45575

For the best tools to use with our modular plugs, see pages 24 to 27 for stripping, and pages 27 to 30 for crimping.

F-Style Coaxial Connectors System

- Nickel plated for corrosion resistance

F-STYLE CONNECTORS

DESCRIPTION						RECOMMENDED TOOL			
						STRIPPER		CRIMPER	
CONNECTOR TYPE		CABLE TYPE	QUANTITY	CAT. NO.	UPC NO.	CAT. NO.	UPC NO.	CAT. NO.	UPC NO.
	'F' Connector Twist-on	RG59	10/Pack 50/Pack	45735 45749	45735 45749	45576 45578 45677	45576 45578 45677		
	'F' Connector Crimp	RG59	10/Pack 50/Pack	45734 45748	45734 45748	45576 45578 45677	45576 45578 45677	46801	46801
	'F' Connector Twist-on	RG6	10/Pack 50/Pack	45327 45328	45327 45328	45576 45578 45677	45576 45578 45677		
	'F' Connector Crimp	RG6	10/Pack 50/Pack	45315 45316	45315 45316	45576 45578 45677	45576 45578 45677	46801	46801
	'F' Connector Crimp	RG59 Quad-shield	10/Pack 50/Pack	45321 45322	45321 45322	45576 45578 45677	45576 45578 45677	46801	46801
	'F' Connector Crimp	RG6 Quad-shield	10/Pack 50/Pack	45323 45324	45323 45324	45576 45578 45677	45576 45578 45677	46801	46801

F-STYLE ADAPTERS

DESCRIPTION				
ADAPTER/TERMINATOR TYPE		QUANTITY	CAT. NO.	UPC NO.
	'F' Female Adapter	5/Pack	45325	45325
	'F' Terminator	5/Pack	45326	45326

For the best tools to use with our F-style connectors, see pages 24 to 27 for stripping and pages 27 to 30 for crimping.

XFC Series Weatherproof Compression F-Style Connectors

- Dual-protection with external sleeve and internal o-ring.
- 360-degree sleeve crimp prevents moisture migration.
- O-ring provides internal seal when the 7/16" nut is tightened.
- Use for both indoor and outdoor applications.
- Color-coded sleeves for easy identification of cable compatibility.
- 70 lbs pull-out strength exceeds SCTE cable retention standard IPS-SP-405.
- Terminates easily using any compression tool.

CAT. NO.	UPC NO.	DESCRIPTION
XFC-6-10	12578	RG6 - 10 Pack
XFC-6-50	12586	RG6 - 50 Pack
XFC-6-100	12587	RG6 - 100 Pack
XFC-6Q-10	12589	RG6 Quad - 10 Pack
XFC-6Q-50	12590	RG6 Quad - 50 Pack
XFC-6Q-100	12591	RG6 Quad - 100 Pack
XFC-59-10	12593	RG59 - 10 Pack
XFC-59-50	12594	RG59 - 50 Pack
XFC-59-100	12595	RG59 - 100 Pack

BNC Coaxial Connectors

- Gold-plated, captive center contact provides long life and reliable performance
- Precision manufactured from machined brass and nickel plated for corrosion resistance

BNC CONNECTORS

DESCRIPTION					RECOMMENDED TOOL			
					STRIPPER		CRIMPER	
CONNECTOR TYPE	CABLE TYPE	QUANTITY	CAT. NO.	UPC NO.	CAT. NO.	UPC NO.	CAT. NO.	UPC NO.
BNC Crimp Plug	RG58 Thinnet PVC	5/Pack	45730	45730	45577	45577	46800	46800
BNC Crimp Plug	RG58 Thinnet Plenum	5/Pack	45731	45731	45577	45577	46800	46800
BNC Crimp Plug	RG59/62 PVC	5/Pack	45732	45732	45577	45577	46800	46800
BNC Crimp Plug	RG59/62 Plenum	5/Pack	45733	45733	45577	45577	46800	46800

BNC ADAPTERS

DESCRIPTION				
ADAPTER TYPE		QUANTITY	CAT. NO.	UPC NO.
	BNC Tee-style Plug to Jack/Jack	1/Pack	45727	45727
	BNC Straight Jack to Jack	1/Pack	45728	45728

For the best tools to use with our BNC connectors, see pages 24 to 27 for stripping and pages 27 to 30 for crimping.

BNC TERMINATORS

DESCRIPTION				
ADAPTER TYPE		QUANTITY	CAT. NO.	UPC NO.
	BNC Terminator 93 OHM	1/Pack	45726	45726

USA Tel: 800.435.0786 Fax: 800.451.2632
Canada Tel: 800.435.0786 Fax: 800.524.2853
International Tel: +1.815.397.7070 Fax: +1.815.397.9247

VS1 Series Splitters

Designed for digital broadcast television, digital cable television, off-air antennas and RF distribution

- Bandwidth - 5 MHz to 1 GHz.
- Power Passive Port - designed to pass RF and DC power from one input to one output.
- Nickel-plated, zinc die-cast housing for excellent anti-corrosive protection.
- 100% solder-sealed tin backplate provides EMI/RFI shielding > -120dB.
- Low insertion loss.
- Printed circuit board construction ensures consistent RF performance and excellent port-to-port isolation.
- Precision machine threaded “F” ports for perfect connector fit.
- F-Ports spaced at 1” on center to allow application of security sleeves and window filters.
- F-Ports comply with SCTE outdoor standards.

Accessories
Mounting screws included

CAT. NO.	UPC NO.	DESCRIPTION
VS1-2	46241	2-Way 1 GHz Splitter (1)
VS1-3	46242	3-Way 1 GHz Splitter (1)
VS1-4	46243	4-Way 1 GHz Splitter (1)
45326	45326	F-Terminator, 75 ohm (10)

SPECIFICATIONS

ELECTRICAL SPECIFICATIONS	Frequency - Range (MHz) 5-47	VS1-2, 2-Way 3.6	VS1-3, 3-Way 4.0-7.2	VS1-4, 4-Way 7.5
Insertion Loss In-Out (max dB)	47-470	4.0	4.1-7.8	8.0
	470-750	4.3	4.3/8.2	8.5
	750-1000	4.5	4.5/8.5	8.5
Return Loss In (min dB)	5-47	15.0	15.0	15.0
	47-470	16.0	17.0	17.0
	470-750	15.0	15.0	15.0
	750-1000	15.0	15.0	15.0
Return Loss Out (min dB)	5-47	15.0	15.0	15.0
	47-470	16.0	17.0	17.0
	470-750	15.0	15.0	15.0
	750-1000	15.0	15.0	15.0
Isolation Out-Out (min dB)	5-47	20.0	20.0	20.0
	47-470	21.0	21.0	21.0
	470-750	20.0	20.0	20.0
	750-1000	20.0	20.0	20.0

LENGTH:	2.3" (58mm)	3.0" (76mm)	3.0" (76mm)
WIDTH:	1.9" (48mm)	1.9" (48mm)	1.9" (48mm)
HEIGHT:	0.6" (15mm)	0.6" (15mm)	0.6" (15mm)
HOUSING:	Nickel Plated Zinc Die Cast		
RF CONNECTOR	F-Type Female 75OHM		

USA Tel: 800.435.0786 Fax: 800.451.2632
Canada Tel: 800.435.0786 Fax: 800.524.2853
International Tel: +1.815.397.7070 Fax: +1.815.397.9247

NOTES:

Classic 77 Series Tone Generators

77HP

Permits technicians to identify the conductor within a bundle, at a cross-connect point or at the remote end. Can be used on twisted pair wiring (telecom, datacom, etc.), single conductors, coaxial cables, de-energized AC wiring and most other wiring.

CAT. NO.	UPC NO.	DESCRIPTION
77HP	08687	77HP Tone Generator
77HP/6A	08688	77HP/6A Tone Generator
77HP/6AC	60480	77HP/6AC Tone Generator

CAT. NO.	UPC NO.	DESCRIPTION
77CS	08686	Leather Belt Holster for Classic 77 Series Tone Generators

77CS

Classic 77 Series Tone Generators

FEATURES / SPECIFICATIONS	77HP	77HP / 6A	77HP / 6AC
Selectable Warble Tone	✔	✔	✔
Continuity Testing	✔	✔	✔
Polarity Testing	✔	✔	✔
Talk Battery Supply	✔	✔	✔
Two-line Modular Test Lead (RJ-11)	✔	✔	✔
Three-color LED (identifies AC ring voltage)	✔	✔	✔
Weather-resistant Design	✔	✔	✔
Bent Nose Clips with Bed-of-Nails Penetrator		✔	✔
Cloth Test Leads			✔
Battery Operated (9V not included)	✔	✔	✔


77HP

77HP/6A

77HP/6AC

Replacement Piercing Clips

- These traditional telco-style clips can be used with almost any style cordsets.
- Clips feature bent nose design for use on 66 style punchdown blocks and bed-of-nails penetrator for use on insulated wires.
- Package of two clips with red and black boots.

CAT. NO.	UPC NO.	DESCRIPTION
RPC	08710	Replacement Piercing Clips

Professional GX Series Tone Generators

77GX

- Microprocessor controlled circuitry for increased reliability.
- Two-line polarity indication for fast outlet identification.
- Automatic shutoff to prevent battery drain.
- Snag-proof boot prevents broken plug tabs.
- Convenient wrist/hanging lanyard.
- Three distinct, selectable tone signal outputs for multiple line identification.
- Two selectable tone power outputs for use on open and shorted pairs.
- Independent continuity test function.
- Independent talk battery supply with higher output voltage.
- Fixed alligator clips and removable modular plug for multiple connection options.
- 77GX2 includes premium telco-style bent nose clips with piercing pin and bed-of-nails connectors.

CAT. NO.	UPC NO.	DESCRIPTION
77GX	60556	77GX Tone Generator
77GX2	60560	77GX2 Tone Generator

AdapToner Modular Breakout Tone Generator

- The AT Tone Generator makes it simple to test continuity, polarity, send tone and even supply talk battery to any configuration of pairs in 8-position modular jacks and plugs.
- Combines the features of our tone generators and a modular breakout adapter.
- In-line testing is made simple with both a modular plug and jack on each unit.
- 8-position “snag-proof” modular plug.
- 8-position jack with protective cover.
- Quick reference guide with common wiring configurations.
- Selectable solid/warble tone signal.
- Tone, continuity and talk battery supply using alligator clips.
- Weather-resistant design.
- Battery operated (9V not included).

CAT. NO.	UPC NO.	DESCRIPTION
AT8	08693	AdapToner Modular Breakout Tone Generator

LAN Toner with HUB Blink and Detect

- The LAN Toner is designed for the network installation and maintenance professional and can be used on any wiring system including datacom, telecom, security/alarm, audio and CATV.
- Blinks HUB, Switch Port, and PC activity lights for fast identification.
- Detect LAN hubs & switches.
- Provides tone signaling, continuity testing and telephone line polarity indication combined with a modular breakout adapter.
- Selectable tone outputs for identifying multiple cable runs.
- Includes multiple connection options.

CAT. NO.	UPC NO.	DESCRIPTION
AT8L	60583	LAN Toner

Tone Test Set

600CS

- Our most comprehensive tone test set.
- Traditional alternating tone signal for wire identification.
- Audible line condition testing (level) indicates dead, working and off-hook lines.
- Line 1 and 2 polarity testing using 4-conductor modular plug.
- Improved talk battery supply for communication over inactive pairs.
- Tone and test functions using either modular plug or 24” alligator clip leads.
- Audible resistance level measurement.
- Audible capacitance level measurement.
- Battery operated (9V not included).

CAT. NO.	UPC NO.	DESCRIPTION
600LS	08680	Tone Test Set
600CS	08679	Leather Belt Holster for 600LS Test Set

Alarm Loop Verifier/Tone Generator

- Designed specifically for the security and alarm industry, the PE620 can be connected to a Normally Open or Normally Closed loop pair and provides a distinct audible tone when the alarm condition occurs.
- Latching feature provides a simple method for identifying intermittent failures (“swingers”) and confirming operation of switches at remote locations.
- In the latching mode, the unit will catch the alarm condition and continue sounding until the tester is reset.
- As a tone generator, the unit provides a traditional variable tone that can be applied using the 24" red and black test leads or a convenient 6-position modular plug.
- Convenient magnetic back plate allows the PE620 to be mounted directly to the control panel cabinet or door.
- Battery operated (9V not included).

CAT. NO.	UPC NO.	DESCRIPTION
PE620	08665	Alarm Loop Verifier/Tone Generator

Data Mate® Precision Tracing Tone Generator

Trace wire or cable without interfering with digital two-way cable or ADSL services.
The model 7780 Data Mate Precision Tone Generator is intended to provide tone for tracing and troubleshooting communication circuits without disrupting digital traffic on the line or adjacent lines.
The high purity of the tracing tones combined with internal isolating filters allows safe tracing on circuits that carry digital services above the baseband (two-way cable and ADSL).
The high-power differential output of the 7780 makes tones easy to find, even over long distances. Also useful for continuity testing and polarity testing, the 7780 provides the standard warble tone and talk battery supply.

- High Power Tone Output.
- Line Voltage and Polarity Indication.
- High Purity Tone Signal.
- Low Crosstalk.
- Low Battery Indicator.
- Filter-isolated Circuitry.
- Two-way Broadband Compatible.
- Modular and Telco Pro Alligator Leads.
- ADSL Service Compatible.
- Long Range.
- Popular, Standard Warble Tone Frequencies Continuity Testing
- Compatible with existing tone.

CAT. NO.	UPC NO.	DESCRIPTION
PE7780	60777	Data Mate Tone Generator

SPECIFICATIONS

Electrical			
Output Power	+9dBm		
Output Signal Frequency	877/982 Hz alternating		
Output Impedence	3,500 ohms minimum, 25kHz to 1.1 MHz		
Mechanical			
Length	5.5” (140 mm)	**Depth**	1.0” (25 mm)
Width	2.25” (57 mm)	**Weight**	0.38 lbs. (0.17 kg)

200 Series Inductive Amplifiers

MODEL NO.	200EP	200GX	200FP	200XP
Powerful 2" Speaker	✔	✔		
Powerful, Rear-fire Speaker			✔	✔
One-button Operation	✔	✔	✔	✔
Adjustable Volume Control	✔	✔	✔	✔
LED for Visual Signal Strength Indication	✔	✔	✔	✔
Recessed Tabs for Telephone Test or Headset Connection	✔	✔	✔	✔
Speaker Bypass When Using Telephone Test Sets		✔		
Noise Filtration			✔	✔
Improved Tip Design for Better Reception and Lower Risk of Shorting Terminals		✔	✔	✔
Continuous-on Feature			✔	✔
Five-minute Auto Shutoff			✔	✔
Low-battery Indicator			✔	✔
Battery Operated (9V not included)	✔	✔	✔	✔
Patented			✔	✔

200EP

200GX

200FP

200XP

Inductive Amplifiers

200GX

200C

- Used in conjunction with any tone generator, Inductive Amplifiers permit wire and cable identification without having to make direct metallic contact with the conductor.
- All models feature a powerful speaker for noisy environments, recessed on/off button control and high gain for accurate wire identification in congested cable bundles and equipment rooms.
- The 200EP also includes adjustable volume control for precise identification, an LED for visual signal strength indication and recessed telephone test set connectors.
- The 200GX includes all the features of the 200EP in a new rugged, ergonomically-designed housing.

CAT. NO.	UPC NO.	DESCRIPTION
200EP	08671	Inductive Amplifier
200GX	60557	Inductive Amplifier
200C	08670	Leather Belt Holster for 200 Series Inductive Amplifiers

Filter Probe

- By selectively filtering out 60Hz and its harmonics, the 200FP can be used with any tone generator for faster, more accurate, cable and wire identification.
- Slim, comfortable design for use in limited-space areas.
- Recessed on/off push-button control to conserve battery life.
- Adjustable sensitivity/volume control to increase accuracy.
- Blended carbon/plastic tip to reduce the risk of shorting terminals.
- Patented.

CAT. NO.	UPC NO.	DESCRIPTION
200FP	08672	Filter Probe

Multi-Filter Tone Probe

- Digital signal processor for accuracy and sensitivity.
- Durable, light weight.
- Audible and visible signal detection.
- Single button selection of three filtering modes.
- Continuous, wide-range volume control.
- Butt set terminals.
- Field replaceable tip, spare tip included.
- Uses a single 9 V battery.
- One probe for many applications.
- Filtering means faster, more accurate pair tracing .
- Works with any tone generator.
- Especially well suited for 577Hz telco tone sources and a version is available for 1kHz systems (983Hz).

CAT. NO.	UPC NO.	DESCRIPTION
200XP	60887	Multi-Filter Tone Probe

Replacement Plastic Tips for 200 Series Probes

RPT-1

RPT-2

- Plastic tips perform much the same as traditional metal tips while reducing the risk of shorting terminals.
- Specially formulated with a carbon powder and carbon fiber blended plastic.
- Tips fit 200B, 200EP, 200GX, 200FP and 200XP probes.
- RPT-1 comes with two pencil-style tips and two spade-style tips.

CAT. NO.	UPC NO.	DESCRIPTION
RPT-1	08711	Replacement Plastic Tips for 200B, 200EP, 200FP and 200XP
RPT-2	60561	Replacement Plastic Tips for 200GX

Replacement Metal Tips for 200B and 200EP Probes

- Metal tips provide maximum performance when probing insulated wires or making direct metallic contact.
- Made of nickel-plated brass.
- Tips fit 200B and 200EP probes.
- Package contains two pencil-style tips.

CAT. NO.	UPC NO.	DESCRIPTION
RMT-1	08709	Replacement Metal Tips for 200B and 200EP Probes

Classic Tone and Probe Kit

- Used to identify single conductors or cables within a bundle, at a cross-connect point or at remote ends.
- Kit includes the 77HP High Power Tone Generator and the 200EP Inductive Amplifier in a rugged, woven nylon carrying case.

CAT. NO.	UPC NO.	DESCRIPTION
701K	08684	Classic Tone and Probe Kit

Professional Tone and Probe Kit

- Designed for the telecom professional, this kit is for use on single conductors, twisted pairs, coax cables and de-energized electrical wiring.
- Housings are drop-tested to ensure durability.
- Kit includes the 77GX Tone Generator and 200GX Inductive Amplifier in a rugged carrying case.

CAT. NO.	UPC NO.	DESCRIPTION
711K	60558	Professional Tone and Probe Kit

Premium Tone and Probe Kit

- Designed for more accurate wire identification, the 801K virtually eliminates power-related noise from the tone and probe operation.
- Kit includes the 77HP/6A High Power Tone Generator and 200 FP Filter Probe in a convenient Cordura® case.

CAT. NO.	UPC NO.	DESCRIPTION
801K	08690	Premium Tone and Probe Kit

AdapToner Kit

- Designed for fast, accurate wire identification by combining the features of our tone generators and modular breakout adapter.
- Kit includes the AT8 Modular Breakout Tone Generator and 200EP Inductive Amplifier in a convenient carrying case.

CAT. NO.	UPC NO.	DESCRIPTION
AT8K	08694	AdapToner Kit

LAN Toner Kit

- Designed for the network installation and maintenance professional, the LAN Toner sends tone and blinks HUB, Switch Port, and PC activity lights for fast identification. This kit can be used on any wiring system including datacom, telecom, security/alarm, audio and CATV.
- Kit includes the AT8L LAN Toner and the 200GX Inductive Amplifier in a rugged, woven nylon carrying case.

CAT. NO.	UPC NO.	DESCRIPTION
AT8LK	60584	LAN Toner Kit

CATV Cable Tone Test Kit

- Designed specifically for the CATV industry, this kit allows you to tone through splitters, directional couplers and traps.
- Simple to use, the 402K provides accurate results and will eliminate long delays trying to figure out non-tagged or mis-tagged cable drops.
- Kit includes one transmitter, one receiver, one male F-to-F connector adapter cable, one male F-to-alligator clip adapter cable and a carrying case.
- Transmitter and receiver are equipped with female F-connectors.
- Three methods of signal reception: electrostatic pickup for non-terminated cables, electromagnetic pickup for terminated or shorted cables and direct connection when identifying in the presence of passive devices.
- In continuity mode, provides both audible tone and LED display.
- Identifies the presence of AC or DC voltage on the cable under test.
- Four selectable tone outputs for multiple line identification.

CAT. NO.	UPC NO.	DESCRIPTION
402K	08677	CATV Cable Tone Test Set

Security and Alarm Kit

- Designed specifically for the security and alarm industry, the 620K provides a simple method for identifying intermittent failures (swingers) and confirming operation of switches at remote locations.
- To better satisfy industry requirements, we've combined the Model PE620 Tone Generator with the popular Model 200EP Inductive Amplifier in a durable woven nylon pouch.

CAT. NO.	UPC NO.	DESCRIPTION
620K	08682	Security and Alarm Kit

Cabling Pouch

- Designed to hold a complete set of wiring tools including: any (one) 77 Series Tone Generator, any (one) 200 Series Inductive Amplifier, a punchdown tool, a cabling knife and scissors.
- Convenient loop to hold most telephone test sets.
- Removable “parts pouch” allows you to keep small components in reach.
- Made of a durable woven nylon.
- Fits belts up to 5" wide.

CAT. NO.	UPC NO.	DESCRIPTION
750C	08685	Cabling Pouch

Tone and Probe Carrying Case

- Allows you to build your own kit using any tone generator and 200 Series probe.
- Durable woven nylon case.
- Fits belts up to 3" wide.

CAT. NO.	UPC NO.	DESCRIPTION
700C	08683	Tone and Probe Carrying Case

PairMapper® Wiremap Kit

PM-400K

- Use to identify various wiring faults found in 10 BASE-T and other four-pair, twisted pair cables per TIA/EIA 568A and 568B.
- Tests and identifies up to four cables with unique Remote Terminators.
- Easy to use, compact.
- Checks twisted pair cable for shorts, opens, crossed pairs, reversed pairs and split pairs.
- Battery operated (4 x AAA not included).

CAT. NO.	UPC NO.	DESCRIPTION
PM-400K	11877	PairMapper Wiremap Kit

Sure Signal®

46060

- Designed for cable installers and communications technicians for testing four-pair data/voice cable links terminated with standard, modular eight-position RJ45-style jacks.
- Simplest tester available for identifying common wiring faults such as shorts, opens and miswires.
- Diagnosis can be completed at one end.
- Sequentially-lighting LEDs correspond to each wire allowing easier diagnosis of miswires than testers that check pairs.
- Can test more wiring configurations than other testers due to sequential wiremap testing.
- Shielded test ports allow extra versatility to test shielded and screened twisted pair.
- Optional patch cords allow the Sure Signal to be used as a coax tester, eliminating the need for a second tester.
- Optional remote unit can be used to check patch cords for wiring errors.
- Optional Accessory Kit includes two RJ45 patch cords, two RJ45 to BNC adapter cords, two RJ45 to RJ11 snap-in adapters and one BNC plug to BNC plug adapter.
- Battery operated (9V not included).
- Lifetime limited warranty.

CAT. NO.	UPC NO.	DESCRIPTION
46060	46060	Sure Signal Line Verifier and Patch Cord Tester
46070	46070	Sure Signal Remote
45276	45276	Carrying Case
46065	46065	Sure Signal Accessory Kit

Wiremap Tester

468

- Quickly identifies opens, shorts, reversals and transposed pairs.
- Economical tester includes all the basic functions.
- Connecting the receiver unit automatically activates the test process.
- Sequencing red and green LEDs provide fast, accurate and simple-to-understand results.
- Alerts the technician if connected to an active circuit without harming the unit.
- Connect any eight-position modular plug to the appropriate jack on the transmitter and a sweeping tone signal is applied to all pairs.
- At the far end of the cable, use any Tempo inductive amplifier (probe) to locate the corresponding plug or jack.
- Battery operated (9V not included).

CAT. NO.	UPC NO.	DESCRIPTION
468	08661	Wiremap Tester
468C	60382	Carrying Case for the Wiremap Tester

Voice Tagger

The Voice Tagger allows for simultaneous tracing or identification of up to 9 wires. The Voice Tagger provides a numbered voice signal for eight lines, plus a standard warble tone trace signal on alligator clip leads. When connected to the Voice Tagger multiple wires can be identified or traced using any standard wire tracing tone probe. The signals are compatible with voice twisted pair, category 5 or 6 data cable, coaxial cable and non-energized electrical wiring.

- Voice-identified wire tagging.
- Simultaneous tracing of nine individual circuits.
- Works with any standard tone probe.
- Single 9 VDC battery operation.
- Labor saving during cable installation and maintenance.
- Compatible with a wide range of wiring and cable.
- Rugged reliable construction.

CAT. NO.	UPC NO.	DESCRIPTION
1185-5001	60518	Voice Tagger

SPECIFICATIONS	
Electrical	
Range	9 cable miles
Warble Tone Signal	460/920 Hz alternating
Power Source	One 9 VDC battery (NEDA1604 or 6LR61)
Mechanical	
Length	140 mm (5.5 inches)
Height	32 mm (1.25 inches)
Width	70 mm (2.75 inches)

Coaxial Cable Tester

45055

- Provides quick verification of opens or shorts in either the conductor or the shield of coax cable.
- Simple one-button operation provides pass/fail indication.
- Remote terminator allows testing of cables before or after installation.
- Clear red/green LED indication of short or open conditions.
- Standard BNC- and F-type female connectors.
- Battery operated (9V included).
- Lifetime limited warranty.

CAT. NO.	UPC NO.	DESCRIPTION
45055	45055	Coaxial Cable Tester

NOTES:

USA Tel: 800.435.0786 Fax: 800.451.2632
Canada Tel: 800.435.0786 Fax: 800.524.2853
International Tel: +1.815.397.7070 Fax: +1.815.397.9247

Clip-On Twisted Pair Kit

- Provides the most essential tools for terminating voice and data cabling right at the installer's side.
- Rugged Cordura® pouch is built to last, lowering replacement costs.
- Heavy-duty metal clip snaps over the installer's belt so that the kit can be removed without removing the belt.
- Side holsters allow the installer to carry a flashlight and a favorite screwdriver.

CAT. NO.	UPC NO.	DESCRIPTION
46010	46010	Clip-On Twisted Pair Kit

Kit contents may be purchased separately:

46023	46023	Punchdown Tool with 110 Blade
PT-T02	08708	Electrician's Scissors
45579	45579	Twisted Pair Stripper
46500	46500	Pocket-Light Flashlight
45272	45272	Pouch

Replacement Tools and Blades are also available:

46020	46020	Punchdown Tool
46021	46021	Punchdown Tool with 66 Blade
46022	46022	66 Style Punchdown Blade
46024	46024	110 Style Punchdown Blade

Cable TV Coax Termination Kit

- Contains the tools and connectors necessary for installing a Cable TV system.
- Durable Cordura® Plus zipper case protects and organizes tools and includes a see-through pouch for storing connectors.
- Outside pockets provide convenient storage of instruction manuals or worksite documents.

CAT. NO.	UPC NO.	DESCRIPTION
45466	45466	Cable TV Coax Termination Kit

Kit contents may be purchased separately:

45482	45482	Cable Cutter
45578	45578	Kwik Stripper® CATV Stripper, 2 Level Stripper for RG6, RG59, RG7, RG11
46801	46801	Kwik Cycle® 9" Crimp Frame with Die Set for F-style Connectors on RG6 and RG59 Cable
45516	45516	F Connector Insertion Tool
45324	45324	F-style Crimp-on Connectors for Quad-shield RG6 (Qty. 50)
45476	45476	Zipper Case

Cable TV Coax Termination and Test Kit

- Contains the tools, connectors and tester for installing and testing a Cable TV system.
- Cable TV tone test set uses both electromagnetic and electrostatic pickup to tone through splitters, directional couplers and taps.
- Durable Cordura® Plus zipper case protects and organizes tools and includes a see-through pouch for storing connectors.
- Outside pockets provide convenient storage of instruction manuals or worksite documents.

CAT. NO.	UPC NO.	DESCRIPTION
45467	45467	Cable TV Coax Termination and Test Kit
Kit contents may be purchased separately:		
45482	45482	Cable Cutter
45578	45578	Kwik Stripper® CATV Stripper, 2 level stripper for RG6, RG59, RG7, RG11
46801	46801	Kwik Cycle® 9" Crimp Frame with Die Set for F-style Connectors on RG6 and RG59 Cable
45516	45516	F Connector Insertion Tool
45323	45323	F-style Crimp-on Connectors for Quad-shield RG6 (Qty. 25)
402T	60376	Cable TV Tone Generator
402R	60377	Cable TV Tone Receiver
45477	45477	Zipper Case

Coax/Twisted Pair LAN Termination and Test Kit

- Provides the essential tools, connectors and testers necessary for maintaining a Local Area Network, twisted pair cabling and coax Ethernet (Thinnet) cabling.
- Durable Cordura® Plus carrying case protects and organizes tools and includes a see-through pouch for storing connectors.
- Outside pockets provide convenient storage of instruction manuals or worksite documents.

CAT. NO.	UPC NO.	DESCRIPTION
45468	45468	Coax/Twisted Pair LAN Termination and Test Kit
Kit contents may be purchased separately:		
45482	45482	Cable Cutter
45579	45579	Kwik Stripper® Twisted Pair Stripper
46023	46023	Punchdown Tool with 110 Blade
46022	46022	66 Style Punchdown Blade
45575	45575	Telephone Ratchet Crimper for 4-, 6- and 8-position Modular Plugs
45577	45577	Kwik Stripper® Coax Stripper, 3 Level
46800	46800	Kwik Cycle® 9" Crimp Frame with Die Set for BNC-style Connectors on Thinnet RG8 Cable
45481	45481	Center Conductor Cutter for Coax Cable
AT8	08693	AdapToner Modular Breakout Tone Generator
200EP	08671	Inductive Amplifier Probe
45781	45781	BNC-style Coax Connectors for RG58 Thinnet Plenum Cable (Qty. 20)
45760	45760	Category 5 Connectors RJ45, 8 Position (Qty. 50)
45478	45478	Carrying Case

Voice and Category 5 Data Termination Kit

- Includes the tools and connectors necessary for installing a voice and data network.
- Durable Cordura® Plus zipper case protects and organizes tools and includes a see-through pouch for storing connectors.
- Outside pockets provide convenient storage of instruction manuals or worksite documents.

CAT. NO.	UPC NO.	DESCRIPTION
45469	45469	Voice and Category 5 Data Termination Kit
Kit contents may be purchased separately:		
45482	45482	Cable Cutter
45579	45579	Kwik Stripper® Twisted Pair Stripper
46023	46023	Punchdown Tool with 110 Blade
46022	46022	66 Style Punchdown Blade
45575	45575	Telephone Ratchet Crimper for 4-, 6- and 8-Position Modular Plugs
45760	45760	Category 5 Connectors RJ45, 8 Position (Qty. 50)
45751	45751	Flat Cable Connectors RJ12, 6 Position, 6 Conductor (Qty. 50)
45479	45479	Zipper Case

Category 5 Data Termination and Test Kit

- Includes the tools, connectors and testers necessary for installing a Cat 5 data network.
- Durable Cordura® Plus zipper case protects and organizes tools and includes a see-through pouch for storing connectors.
- Outside pockets provide convenient storage of instruction manuals or worksite documents.

CAT. NO.	UPC NO.	DESCRIPTION
45470	45470	Category 5 Data Termination and Test Kit
Kit contents may be purchased separately:		
45482	45482	Cable Cutter
45579	45579	Kwik Stripper® Twisted Pair Stripper
46023	46023	Punchdown Tool with 110 Blade
45575	45575	Telephone Ratchet Crimper for 4-, 6- and 8-position Modular Plugs
45760	45760	Category 5 Connectors RJ45, 8 Position (Qty. 50)
468T	60379	Modular Cable Tester Transmitter with Tone Generator
468R	60380	Modular Cable Tester Receiver
45485	45485	Zipper Case

Professional Installation Kit

- Includes all the tools, connectors and testers for installing and maintaining most types of communications cabling including voice, data and cable TV and coax Ethernet networks.
- Durable Cordura® Plus carrying case protects and organizes tools and includes see-through pouches for storing connectors.
- Outside pockets provide convenient storage of instruction manuals or worksite documents.

CAT. NO.	UPC NO.	DESCRIPTION
45471	45471	Professional Installation Kit
Kit contents may be purchased separately:		
45482	45482	Cable Cutter
45579	45579	Kwik Stripper® Twisted Pair Stripper
46023	46023	Punchdown Tool with 110 Blade
46022	46022	66 Style Punchdown Blade
45575	45575	Telephone Ratchet Crimper for 4-, 6- and 8-position Modular Plugs
AT8	08693	AdapToner Modular Breakout Tone Generator
200EP	08671	Inductive Amplifier Probe
PM-400K	11877	PairMapper® with Remotes 1-4
45577	45577	Kwik Stripper® Coax Stripper, 3 Level
45040	45040	Kwik Stripper® 2-Level Coax Cartridge
46801	46801	Kwik Cycle® 9" Crimp Frame with Die Set for F-style Connectors on RG6 and RG59 Cable
46824	46824	Kwik Cycle® Die Set for BNC-style Coax Connectors on Thinnet RG58 Cable
45481	45481	Center Conductor Cutter for Coax Cable
45516	45516	F Connector Insertion Tool
45324	45324	F-style Crimp-on Connectors for Quad-shield RG6 (Qty. 50)
45760	45760	Category 5 Connectors RJ45, 8 Position (Qty. 50)
45751	45751	Flat Cable Connectors RJ12, 6 Position, 6 Conductor (Qty. 50)
45486	45486	Carrying Case

Telecom Technician Kit

- Contains all the essential tools and testers to install and maintain the voice network.
- Durable woven nylon pouch fits any belt up to 5" wide and keeps all the tools conveniently accessible.

CAT. NO.	UPC NO.	DESCRIPTION
45472	45472	Telecom Technician Kit
Kit contents may be purchased separately:		
46023	46023	Punchdown Tool with 110 Blade
46022	46022	66 Style Punchdown Blade
PT-T02	08708	Electrician's Scissors
PT-T01	08707	Cable Splicer's Knife
77HP	08687	Tone Generator
200EP	08671	Inductive Amplifier Probe
PE930	60487	Telephone Test Set
750C	08685	Cabling Pouch

Telecom Field Technician Kit

- Contains all the essential tools and testers to maintain a telecommunications network.
- Top quality digital multimeter and telephone test set make troubleshooting a voice network easy.
- DMM features an industry-leading lifetime warranty.
- Insulated screwdrivers protect the technician up to 10,000V.
- Durable Cordura® Plus carrying case protects and organizes tools and includes see-through pouches for storing connectors.
- Outside pockets provide convenient storage of instruction manuals or worksite documents.

CAT. NO.	UPC NO.	DESCRIPTION
45473	45473	Telecom Field Technician Kit

Kit contents may be purchased separately:

45482	45482	Cable Cutter
46023	46023	Punchdown Tool with 110 Blade
46022	46022	66 Style Punchdown Blade
PT-T02	08708	Electrician's Scissors
PT-T01	08707	Cable Splicer's Knife
77HP	08687	Tone Generator
200EP	08671	Inductive Amplifier Probe
PE930	60487	Telephone Test Set
46040	46040	TurTEL6 Modular Adapter and Polarity Tester
DM-800	07549	Digital Multimeter
46500	46500	Pocket-Light Flashlight
1955	06857	Wire Strippers/Cutter, 10-18 AWG solid, 12-20 AWG stranded
47439	47439	Screwdrivers, 6-piece Set.
45487	45487	Carrying Case

NOTES:

Tracker II

HS-1 (08695)
Optional headset is available for use in high-traffic areas or other noisy environments.

CAT. NO.	UPC NO.	DESCRIPTION
501	08662	Tracker II

- Traces the path and determines the depth of wires and metallic pipes on active or dead systems without having to deactivate the system.
- Lightweight receiver provides audible and visual indications of signal strength.
- Transmitter output and receiver sensitivity are fully adjustable for maximum accuracy.
- Transmitter offers three methods of connection: direct, inductive coupler and inductive antenna.
- Includes transmitter assembly, receiver assembly, inductive coupler (clamp), built-in inductive antenna, two 8' test leads (2.4 m) with heavy-duty alligator clips and durable polyethylene case.
- High frequency transmitter provides range up to 4,000' (1,219 m) and depths up to 7' (2 m).
- Receiver is 32" long (813 mm).
- Battery operated (eight AA and one 9V battery is included).
- Molded carrying case included.

SPECIFICATIONS

Power Requirements	Transmitter – (8) AA batteries; Receiver – (1) 9V battery
Battery Life	Transmitter – 30 hours nominal; Receiver – 10 hours nominal
Transmitter Frequency	447.5kHz
Transmitter Power	40Vp-p (140mW) maximum
Voltage Protection	240VAC/500VDC
Automatic Shut Off	90 Min. Transmitter and Receiver
Construction	Transmitter/Receiver – powder coated aluminum Case – vacuum formed polyethylene
Dimensions	Transmitter – 4.25" x 3" x 3.25" (108 x 76.2 x 82.6 mm); Receiver – 32" x 2.75" x 4" (812.8 x 69.9 x 101.6 mm) Case – 33.5" x 8.25" x 3.75" (850.9 x 209.6 x 95.3 mm)
Weight	6.7 lbs. complete kit (3.04 kg)

Buried Line Locator

CAT. NO.	UPC NO.	DESCRIPTION
BLL-200	07796	Buried Line Locator

- LED and LCD signal strength indicators make it quick and easy to find exact line location.
- Lightweight and ergonomically balanced.
- Automatic signal boost makes it easy to trace lines, even those with very weak signals.
- Receiver may be used in active or passive mode.
- Receiver locates multiple passive frequencies with a single setting.
- Receiver automatically locks out passive range when it detects a transmitter signal, reducing the chance of tracing other lines carrying weaker signals.
- Microprocessor-based circuitry delivers increased accuracy and features auto-gain control in all environments.
- Traces 20' (6 m) underground and provides depth readings up to 15' (4.57 m).
- Transmitter can be connected to live lines up to 600V.
- Lifetime limited warranty.
- Molded carrying case included.

SPECIFICATIONS

Transmitter		Receiver	
Operating Voltage	0-600VAC, 0-300 VDC	**Depth Range**	Measures: 0-15 ft. Traces: 0-20 ft.
Current	13mA (open line) 150mA (live or shorted line)		±(10% reading + 0.2 ft.)
		Depth Resolution -	0.1 ft. increments
Frequency	33.3kHz	**Passive Trace Frequency** -	12Hz-24kHz
Operating Temperature	0°F to 120°F (-17°C to 50°C)	**Operating Temperature** -	0°F to 120°F (-17°C to 50°C)
Size	7.5" x 4" x 2.1" (190.5 mm x 101.6 mm x 53 mm)	**Size**	4.1" x 8.5" x 38" (104.1 mm x 215.9 mm x 965.2 mm)
Power	6 VDC (4 AA batteries)	**Power**	6 VDC (4 AA batteries)
Weight	15 oz. (425 g) (with batteries and clamp)	**Weight**	1 lb. 12 oz. (794 g)

Pulser Fault Locator

PE2003
Great complement to any buried line cable locator.

- Identifies the exact location of even the smallest breaks in insulation by "pulsing" a high-voltage signal that radiates into the earth at the location of the faults. With the A-frame mounted receiver, a visual analog meter points the way to the source of the voltage.
- Multiple faults on a single wire can be identified indicating the need to replace instead of repair.
- Extra-long test leads feature heavy-duty alligator clips for use on multiple cable types.
- Includes a rechargeable transmitter, receiver, A-frame, ground stake, 120V charger and a 12V DC (cigarette lighter) adapter.
- Battery operated (one 12V and one 9V battery are included).
- Molded carrying case included.
- 1-year limited warranty.

CAT. NO.	UPC NO.	DESCRIPTION
PE2003	08666	Pulser

SPECIFICATIONS	
Power Requirements	Transmitter: (1) 12V rechargeable battery Receiver: (1) 9V battery
Battery Life	Transmitter: 23 hours per charge; Receiver: 200 hours
Transmitter Power	2400VDC peak
Voltage Protection	240VAC/400VDC
Construction	Transmitter – aluminum housing in polyethylene case Receiver – powder coated aluminum
Dimensions	Transmitter – 17" x 8.5" x 6.5" (421 mm x 215 mm x 160 mm) in case Receiver – 33.5" x 21.75" x 3.25" (840 mm x 550 mm x 8 mm) on A-Frame
Weight	12.5 lbs. complete (5.7 kg)

Wire Finder/Mini Locator

- Traces energized or degenerated wires in walls and drop ceilings.
- Provides reliable results on buried cables to depths of 3' (1 m) and lengths up to 1000' (308 m).
- Determines the approximate depth of the wire before digging.
- Compact design and easy-to-understand operations.
- Fully adjustable transmitter and receiver for accurate locating.
- Quick change test leads for use in any industry, even international power outlets.
- Voltage protection to allow use on live AC circuits.
- Automatic shut-off to prevent accidental battery discharge.
- Housed in a durable, molded carrying case with a quick reference operation guide on the inside of the lid.
- Battery-operated: (2) 9V batteries included.
- 1-year limited warranty.

CAT. NO.	UPC NO.	DESCRIPTION
508S	08678	Wire Finder/Mini Locator

SPECIFICATIONS	
Power Requirements	(1) 9V each (transmitter and receiver, included)
Battery Life	Transmitter 35 hours nominal; Receiver 20 hours nominal
Transmitter Frequency	447.5kHz
Transmitter Power	9Vp-p (11mW)
Voltage Protection	240VAC/500VDC
Construction	Transmitter/Receiver – high-impact ABS plastic, Case – vacuum-formed polyethylene
Dimensions	Transmitter – 4" x 2.3" x 1" (101.6 x 58.4 x 25.4 mm), Receiver – 6" x 2.35" x 1" (152.4 x 59.7 x 25.4 mm), Case – 9.5" x 8" x 3"(241.3 x 203.2 x 76.2 mm)
Weight	2.6 lbs. (1.2 kg)

Marker-Mate®

- Designed to locate buried electronic markers, including Omni Marker™, and Uni Marker™
- Five+ foot depth range
- Detects up to seven different marker types
- Scan mode provides simultaneous detection of all marker types
- User-adjustable Detection Threshold
- Digital signal processor accuracy
- Large-character display is easy to read
- Bar graph, numeric & audible signal strength indicators
- Speaker volume adjust
- Headphone jack
- Battery level indicator
- Low battery warning
- Adjustable time out feature prolongs battery life (and can be turned off)
- Weather resistant
- Rugged construction
- Patent pending

CAT. NO.	UPC NO.	DESCRIPTION
EML100	60798	Marker-Mate® Electronic Marker Locator
0140-0022	60778	361 Headphone set

SPECIFICATIONS

Electrical:	Twelve AA batteries Battery Life: 20 hours typical
Environment:	
Operating Temperature:	-4°F to 122°F (-20°C to 50°C)
Storage Temperature:	-40°F to 158°F (-40°C to 70°C)
Weather Resistant	
Physical:	
Length:	30.7 in. (780 mm)
Width	7.8 in. (198 mm)
Height:	12.8 in. (325 mm)
Weight:	4.5 lbs. with batteries (2 kg)

Omni Marker™

- Electronically marks and relocates buried facilities.
- Unique design produces a uniform, spherical RF field in every direction.
- Easily located up to 5' away with any modern marker locator.
- Wider field with a signal peak directly above the marker provides precise location.
- Requires no particular orientation when buried.
- Greater range than standard 4" ball markers.
- High-reliability design lasts as long as your buried plant.
- Color coded by utility application.
- Lifetime limited warranty.
- Patented.

APPLICATION	COLOR	FREQUENCY	CAT NO.	UPC NO.
Power	Red	169.8kHz	0160-0001-1	60765
Water	Blue	145.7kHz	0161-0001-1	60766
Sanitary	Green	121.6kHz	0162-0001-1	60767
Telephone	Orange	101.4kHz	0163-0001-1	60768
Gas	Yellow	83.0kHz	0164-0001-1	60769
Cable TV	Orange/Black	77.0kHz	0165-0001-1	60770
Non-Potable Water	Purple	66.35 kHz	0168-0001-1	11050

Uni Marker™

- Electronically marks buried facilities for later relocation.
- Rugged polyethylene case ensures years of useful life.
- Small size and flat design attach easily to non-metallic utility box lids, hand holes and other buried enclosures.
- Location is simple with any modern marker locator.
- Range is 25% more than other similar-style markers.
- Signal peak ensures location within inches of the marker.
- Color coded by utility application.
- Lifetime limited warranty.

APPLICATION	COLOR	FREQUENCY	CAT NO.	UPC NO.
Power	Red	169.8kHz	0170-0001-1	60771
Water	Blue	145.7kHz	0171-0001-1	60772
Sanitary	Green	121.6kHz	0172-0001-1	60773
Telephone	Orange	101.4kHz	0173-0001-1	60774
Gas	Yellow	83.0kHz	0174-0001-1	60775
Cable TV	Orange/Black	77.0kHz	0175-0001-1	60776
Non-Potable/Gen1	Purple	66.35kHz	0178-0001-1	11059

NOTES:

PE 900 Series Telephone Test Sets

PE961

- Waterproof tested to an IEC IP67 rating, these test sets are so impervious to water they can actually withstand submersion.
- The PE961 features our DigAlert over-voltage alarm and lock-out function to eliminate the danger of damaging or knocking out digital service lines.
- The new PE961 provides full ADSL compatibility.
- Ten-number speed dial memory (32 digits each).
- Last number redial.
- Precise hook flash.
- Microphone mute.
- Audible and visual mode indicators.
- Polarity test in any mode.
- Unique quick-release belt clip.
- Premium cordset with bed-of-nails and piercing pin clips.
- Three year warranty.

CAT. NO.	UPC NO.	DESCRIPTION
PE930	60487	Telephone Test Set
PE945	60489	Test Set with Two-way Hands Free
PE961	60511	Test Set with Two-way Hands Free and DigAlert
PE901	60492	Ground Start Cordset
PE902	60493	Replacement Cordset

FEATURE	PE930	PE945	PE961
Data Safe Monitor	✔	✔	✔
Adjustable Ringer	✔	✔	✔
Waterproof Design	✔	✔	✔
Loud Speaker Listening		✔	✔
Two-way Hands Free		✔	✔
DigAlert™ Data Lock-out			✔
ADSL Compatible			✔

Tele-Mate® Communication Test Set

PE810

- Designed for communications wiring installation and repair to quickly verify the quality of a new installation.
- Affordable
- Headset for hands-free operation.
- Rugged design for demanding use.
- Compact design and durable belt clip make it easy to carry.
- Adjustable volume.
- Built-in ringer.
- Tone/Pulse dialing.
- Last number redial.
- Line polarity indication.
- Microphone mute.
- Data safe monitor mode.
- Replaceable premium cordset with telco-style clips.

CAT. NO.	UPC NO.	DESCRIPTION
PE810	60298	Tele-Mate® Communication Test Set

RPC
Replacement Piercing Clips (see page 38)

Tele-Mate® Pro Telephone Test Set

PE830

- The Tele-Mate® Pro Telephone Test Set will help you deal with the increasing complexity of telecom installation and maintenance.
- Complete telephone set with ringer
- Phone-to-phone intercom
- Modular or alligator clip connection
- LCD Display in English, Spanish or French
- Caller ID with name display
- Call waiting Caller ID
- Missed call indication
- Line voltage and current display
- High voltage detect and lockout
- High current detect and lockout
- Amplified loudspeaker line monitor
- Headset or handset operation
- Tone and pulse dialing
- Large 10-location speed dialing memory
- Multi-memory redial

CAT. NO.	UPC NO.	DESCRIPTION
PE830	60299	Tele-Mate® Pro Telephone Test Set

P-Phone Adapters



PE290-00
PE290-01
PE290-02
PE290-04

- Enables analog telephone test sets to be used on POTS or Meridian Digital Centrex lines with the use of a simple slide switch.
- Connects directly to most analog test sets.
- PE290-01, PE290-02 and PE290-04 feature angled bed-of-nails clips and piercing spike.

CAT. NO.	UPC NO.	DESCRIPTION
PE290-00	60494	Hard-wired P-Phone Adapter
PE290-01	60495	Hard-wired P-Phone Adapter with 5' OSP Cordset
PE290-02	60515	Hard-wired P-Phone Adapter with 5' Combi-cord
PE290-04	60496	Clip-to P-Phone Adapter with 5' OSP Cordset

TurTEL Modular Adapters/Polarity Tester

46040
46050

- Use with tone generators, test sets and other test devices to troubleshoot and isolate problems with telephone circuits.
- Two jacks allow in-line testing without service interruption.
- The TurTEL 6 has two six-position, six-wire jacks.
- The TurTEL 8 has two eight-position, eight-wire jacks.
- Simple, push button operation to check polarity and power.
- Reduced chance of shorting adjacent alligator clips due to unique shape.
- Test contacts are perforated to provide sure grip for alligator clips or use of probes.
- The TurTEL 6 has an internal circuit to allow testing of polarity for either of two lines (pairs 4 to 5 or 3 to 6) – circuit allows verification of power and phone number assignments.
- Patch cord included.
- Heavy-duty stainless steel belt clip.
- Lifetime limited warranty.

CAT. NO.	UPC NO.	DESCRIPTION
46040	46040	TurTEL 6 Modular Adapter/Polarity Tester
46050	46050	TurTEL 8 Modular Adapter

Sidekick® 7B

1134-5029

- Determines the stressed noise susceptibility of dry and working pairs.
- Measures resistance, AC/DC volts, and capacitive kick.
- Provides tone for twisted pair or crossed conductor identification.
- Single setup for testing Tip-Ring, Tip-Ground, and Ring-Ground.
- Minimal drying effect in all ranges.
- Field replaceable leads.
- Softcase with adjustable strand hook.
- Low Battery indicator light.

SPECIFICATIONS

Dimensions	10.75" x 4.25" x 2.5"	**DC Voltage**	0 to 100 volts DC
Weight	2 lbs.	**AC Voltage**	0 to 200 Vrms
Resistance	Rx1: Reads 0 to 2000 Ω; Rx1K: Reads 0 to 2 MΩ	**Stress Test**	0 to 82 dBrnC
		Operating Temp.	-4°F to +140°F
Leakage	Rx10K: Reads 0 to 20 MΩ	**Power**	Four AA batteries

CAT. NO.	UPC NO.	DESCRIPTION
1134-5029	60525	Sidekick 7B

Sidekick® T&N

1137-5002

- Five transmission and noise tests.
- Determines the stressed noise susceptibility of dry and working pairs.
- Measures resistance, AC/DC volts, and capacitive kick.
- Provides tone for twisted pair or crossed conductor identification.
- Single setup for testing Tip-Ring, Tip-Ground, and Ring-Ground.
- Minimal drying effect in all ranges.
- Field replaceable leads.
- Softcase with adjustable strand hook.
- Low Battery indicator light.

SPECIFICATIONS

Dimensions	10.75" x 4.25" x 2.5"	**Stress Test**	0 to 82 dBrnC
Weight	2 lbs.	**Loop Current**	0 to 100 mA
Resistance	Rx1: Reads 0 to 2000 Ω Rx1K: Reads 0 to 2 MΩ	**Circuit Noise**	0 to 75 dBrnC
		Circuit Loss	-15 to +1 dB
Leakage	Rx10K: Reads 0 to 20 MΩ	**Power Influence**	50 to 100 dBrnC
DC Voltage	0 to 100 volts DC	**Operating Temp.**	-4°F to +140°F
AC Voltage	0 to 200 Vrms	**Power**	Four AA batteries

CAT. NO.	UPC NO.	DESCRIPTION
1137-5002	60526	Sidekick T&N

Sidekick® T&ND

1144-5000

- Easy-to-read digital LCD display.
- Internal Dialer for making Transmission Test connections.
- Autotest – performs 22 individual tests at the touch of a button.
- Determines the stressed noise susceptibility of dry and working pairs.
- Measures AC/DC Volts, Leakage, resistance, and loop current.
- Performs circuit loss, circuit noise (metallic noise), and power influence tests.
- Built-in open meter.
- Locates up to 4 load coils.
- Single set up for Tip-Ring, Tip-Ground, and Ring-Ground tests.
- Field replaceable test leads.
- On-screen display of "LOW BATTERY" when batteries are near failure.

SPECIFICATIONS

Weight	2 lbs.	**Opens**	0 to 60 kft.
Dimensions	10.75" X 4.25" X 2.5"	**Loop Current**	0 to 100 mA
AC Volts	300 Vrms max.	**Load Coil**	up to 4
DC Volts	± 300 Volts max.	**Circuit Loss**	+1 to -15 dB
Resistance	1 MW max.	**Power Influence**	40 to 100 dBrnC
Leakage	100 MW max.	**Circuit Noise**	0 to 75 dBrnC
Stress	0 to 82 dBrnC	**Power**	Four AA Batteries

CAT. NO.	UPC NO.	DESCRIPTION
1144-5000	60853	Sidekick T&ND Test Set

Sidekick® V.O.C.

1143-5000

- Identifies defective inside wire and jacks.
- Measures resistance, AC/DC volts, quasi square wave, and pair balance.
- Identifies shorts, opens, crosses and grounds.
- Replaces the need for other meters.
- Provides tone for twisted pair or crossed conductor identification.
- Single set-up for testing Tip-Ring, Tip-Ground, and Ring-Ground with ground connection.
- Field replaceable leads.
- Softcase with adjustable hook.
- Low Battery indicator light.

CAT. NO.	UPC NO.	DESCRIPTION
1143-5000	60527	Sidekick V.O.C.

SPECIFICATIONS	
Dimensions	10.75 x 4.25 x 2.5 inches
Weight	2 lbs.
Resistance	Rx1: Reads 0 to 2000 Ω Rx1K: Reads 0 to 2 Megohms
Leakage	Rx10K: Reads 0 to 20 Megohms
DC Voltage	0 to 100 Volts DC
AC Voltage	0 to 200 Vrms
Stress Test	0 to 82 dBrnC
Operating Temp.	-4°F to +140°F
Power	Four AA batteries

Sidekick® Plus Advanced Cable Maintenance Test Set

1155-5000

- Complete metering of voltage, current and resistance on copper cables
- Patented stress balance test
- Measurement of distance to opens
- Line quality tests for noise, loss and power influence
- Multimode wire tracing tone
- Resistance fault locator (RFL) and calculator
- Powerful Time Domain Reflectometer (TDR)
- Caller ID display including Call Waiting Caller ID
- Built-in loudspeaker dialing with phone book memory
- Auto-test mode with Pass/Fail
- USB download of test results and upload of software
- Analog meter or digital display selectable
- Big, easy-to-read display with backlight
- Rechargeable (included) or replaceable batteries
- Advanced cable diagnosis and troubleshooting in a single test set
- Quick testing and fast repairs
- Test data capture for sharing and records
- Easy to learn, especially for Sidekick family users
- Field software upgradeable

CAT. NO.	UPC NO.	DESCRIPTION
1155-5000	60886	Sidekick® Plus Test Set

SPECIFICATIONS	
Dimensions	10.75 x 4.25 x 2.5 inches
Weight	2 lbs.
Resistance	10 megohm max
Leakage	100 megohm max
DC Voltage	0 to 300 Volts DC
AC Voltage	0 to 250 Vrms
Stress Balance	0 to 82 dBrnC
Operating Temp.	-4°F to +140°F
Power	Four AA batteries

Precision Tone Generator

- Used in the telecommunications industry for pair identification and fault locating.
- Supplies a precise 577.5Hz crystal controlled signal frequency.
- Variable output allows technicians to adjust signal strength to suit field conditions and improve accuracy.
- Designed to work with any common amplifier and exploring coil for aerial fault locating.
- For communications over inactive pairs, the unit supplies talk battery to power two telephone test sets (buttsets).
- Each of the three test leads is equipped with traditional bent nose piercing clips with “bed-of-nails” insulation piercing pins.
- The tone generator and test leads fit neatly in a durable, protective woven polyester carrying case with shoulder strap.
- 1-year warranty.
- Battery-operated (1 – 6V lantern included).

CAT. NO.	UPC NO.	DESCRIPTION
177	08657	Precision Tone Generator

SPECIFICATIONS	
Power Requirements	One 6V lantern battery
Battery Life	40 hours nominal
Transmitter Frequency	577.5Hz pulsed at 1Hz, crystal controlled
Output Voltage	0.1 to 80Vp-p
Output Signal Level	0 to +30dBm
Construction	High impact ABS plastic in woven polyester case
Dimensions	7.25" x 5.5" x 4.5" in case
Weight	3 lbs. with battery

Load Coil Detector

- Designed for the telecommunications market, the 88 Load Coil Detector will identify the presence and count the number of load coils on an active or inactive circuit.
- No complicated screens or test instructions to decipher.
- Designed to withstand the rigors of daily use, the tester speeds troubleshooting dedicated data circuits. Simply connect the test leads and turn the switch.
- While gradually turning the control, the display will “kick” to signify each coil detected on the pair.
- Accurately identifies and counts up to four load coils on the circuit under test.
- 1-year warranty.

CAT. NO.	UPC NO.	DESCRIPTION
88	08656	Load Coil Detector

SPECIFICATIONS	
Power Requirements	One 9V battery
Battery Life	100 hours nominal
Construction	High impact ABS plastic
Dimensions	4 x 2.25 x 1.5"
Weight	5.8 oz. with battery

TelScout® TS100

- Twisted Pair and Coax Testing in a Single Unit (optional)
- One-Step Setup
- Automatic and Manual Instrument Control Mode
- 15 km Fault Location Capability
- Rugged – Survives 6 foot (2 m) Drop
- Splash and Drip Proof
- Powered from AC Mains or Battery
- Single-Button Zoom Function
- Short Pulse Width Option (Includes Coax Testing Capability)
- Pair Comparison Mode
- Splits/Crosstalk Mode
- Intermittent Fault Location
- Measures Distance to Fault in Feet, Meters, or Time
- Configurable for Any Cable Type and Vp (0.300 to 1.000)
- Internal Storage for 20 Waveforms and Notes
- Serial Printer Output for Stored or Displayed Waveforms
- Accurate (±3 ft. at 10,000 ft.)
- On-line Tutorials
- Large Backlit Display

CAT. NO.	UPC NO.	DESCRIPTION
TS100-01	60520	TelScout TS100-01 Metallic TDR

SPECIFICATIONS

Environmental

Temperature –
Operating: -15° C to +60° C.
Non-operating: -20° C to +65° C.

Humidity – 95% RH, non-condensing.

Shock (test specification) – Survives drop of 2 m to concrete in standard soft case.

EMI Emissions – FCC part 15, subpart J, class A; VFG243 and EN55022.

Power

Mains Operation –
Voltage Ranges: 110 V, 220 V, 240 V with appropriate AC to DC adapter.
Battery Operation –
Operating Time: 8 hrs. continuous.
Battery Saver: Selectable for 5 to 30 minutes or disabled.

Physical

Dimensions	mm	in.
Height	30	12
Width	25	10
Depth	9	3.5

Weight	kg	lb.
Net	3	6.4

TelScout® TS90

- Two Pair Test Capability
- One-Step Setup
- Automatic Instrument Control Mode
- 45,000' (15 km) Fault Location Capability
- Splash and Drip Proof
- Single-Button Zoom Function
- Pair Comparison Mode
- Splits/Crosstalk Mode
- Intermittent Fault Location
- Measures Distance to Fault in Feet, Meters, or Time
- Configurable for Any Cable Type and Vp (0.300 to 1.000)
- Accurate (±3 ft. at 10,000 ft.)
- On-line Tutorials
- Large Backlit Display

CAT. NO.	UPC NO.	DESCRIPTION
TS90	60522	TelScout TS90

SPECIFICATIONS

Environmental

Temperature –
Operating: 0° C to +45° C.
Non-operating: –20° C to +60° C.
Humidity – 95% RH, non-condensing.
EMI Emissions –
EN55011 class A.
EN60555-2.

Power

Battery Operation –
Battery Type: Six AA Alkaline.
Operating Time: >4.5 hrs. with backlight off.
Battery Saver:
Selectable for 5 to 30 minutes or disabled.

Physical

Dimensions	mm	in.
Height	141	5.6
Width	211	8.3
Depth	43	1.8

Weight	kg	lb.
Net	1	2.2

CableScout™ TV90

- High performance easy to use, Time Domain Reflectometer for Coaxial testing applications.
- Employs optimized pulsing and sampling, coupled with advanced filtering and signal-processing techniques to ensure clean waveform and easy identification
- Context-sensitive help screens for all functions
- Small, portable and lightweight (2.2 lbs.)
- Includes rechargeable battery pack
- Includes twisted pair adapter and test probe

CAT. NO.	UPC NO.	DESCRIPTION
TV90	12600	TV90 CableScout TDR

SPECIFICATIONS

- Easy to operate (help screens available for all functions)
- Fast fault finding with automatic gain and vertical waveform positioning
- One-button Expand/Full View Function and zoom control.
- Precision accuracy 0-200 ft +- 2 ft. 1% beyond.
- Range up to 4000 ft.
- High-resolution with optimizing pulse and sampling and advanced filtering
- Input Protection: 200 VDC + Peak AC.
- Rugged - designed for harsh environments
- Large 7.2-in. high-resolution backlit display.
- International power supply options

Environmental

Temperature:

Operating:	-0° C to +45° C
Non-Operating:	-20° C to + 60° C
Durability:	Survives Drop test of 2 meters to concrete in soft case
Power:	110 V, 220 V, 240 V with appropriate power adapter
Battery type:	6 AA Alkaline and NiCad rechargeable pack. 4.5 hours continuous operation with adjustable battery saver modes

Standards

Compliant: UL, FCC EMI, CAN/CSA, EN, and CE

CableScout™ TV220TDR

- CableScout TV220: High Performance Time Domain Reflectometer for Coaxial Applications.
- The TV220 is designed to quickly locate faults that effect digital services in the Cable TV Network.
- High Frequency acquisition system exposes faults invisible to other TDR's
- High signal-to-noise ration (SNR) allows for precision multiple fault location accuracy.

CAT. NO.	UPC NO.	DESCRIPTION
TV220	12599	CableScout TV220TDR

SPECIFICATIONS

- Easy to operate with on-board Tutorials
- Automatic or manual test features
- One-button zoom control.
- Trace comparison mode
- Intermittent Fault location
- Automatic event return loss
- Input protection to 400 VDC + Peak AC
- Internal memory waveform storage and trace upload to PC Software (MCTAP- Option).
- Serial output connector - print directly from unit
- Precision accuracy to +- 4' at 12,000'
- High-resolution 1 (ns) short pulse width.
- Rugged - designed for harsh environments
- Large 7.2-in. high-resolution backlit display.
- International language and power supply options

Environmental

Temperature:

Operating:	-10° C to +40° C
Non-Operating:	-20° C to + 60° C
Durability:	Survives Drop test of 2 m to concrete in soft case
Power:	110 V, 220 V, 240 V with appropriate power adapter
Battery type:	Internal Lead Acid rechargeable. 8 hours continuous operation with adjustable battery saver modes
Standards Compliant:	UL, FCC EMI, CAN/CSA, EN and CE

MCTAP Waveform Analysis Software for TV220

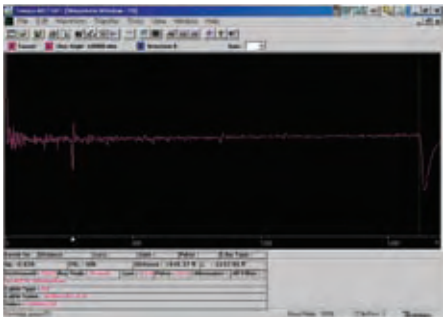

- Metallic Cable Trace Analysis Package (MCTAP) is a Windows based program for viewing and analyzing wave forms acquired by the Tempo TV220 and TS100 TDR. MCTAP may be installed on computers running Windows 95/98, Windows NT, Windows ME, 2000, XP.

CAT. NO.	UPC NO.	DESCRIPTION
MCTAP	60755	MCTAP Software

SPECIFICATIONS

- TDR waveforms that are saved in the field can be uploaded to a computer for data management and analysis
- Waveform data can be exported as BMP, JPEG, and TIF file formats for easy communication of data
- Waveform data can be exported as text or spreadsheet compatible files for use in word processors or spreadsheet programs

T-Bug® Digital Signal Identifier

- Used to detect digital signals on twisted pair cables, identify and isolate digital pairs for special handling and help technicians avoid accidentally putting pairs out of service.
- Operation is non-invasive and does not involve metallic contact so there's no risk of service interruption.
- Simple to use – just place the probe between the pairs in question.
- Differential amplifier saves time by allowing the technician to determine whether the signal is truly present or is an induced signal from adjacent pairs.
- False readings due to noise are virtually eliminated.
- Continuous self test ensures that the unit is functioning properly.
- Emits both visible and audible indication when digital signals are present.
- Patented.

CAT. NO.	UPC NO.	DESCRIPTION
0134-0500	60764	T-Bug Digital Signal Identifier

USA Tel: 800.435.0786 Fax: 800.451.2632
Canada Tel: 800.435.0786 Fax: 800.524.2853
International Tel: +1.815.397.7070 Fax: +1.815.397.9247

NOTES:

Fiber Optic Kevlar® Shears

- Easily cuts through DuPont Kevlar or other aramid yarn.
- Serrated blade prevents slipping.
- High-leverage handles facilitate cutting.
- Cushioned-grip handle for comfortable use.
- Manufactured from hot-forged, high-carbon steel for long life.

CAT. NO.	UPC NO.	DESCRIPTION
45586	45586	Fiber Optic Kevlar Shears

Kevlar is a registered trademark of E.I. Dupont, Inc.

Ceramic Kevlar® Cutter

- Quickly and precisely trims the Kevlar strength member in fiber optic cable.
- Ceramic blades never need sharpening and have a long life.
- Handle is tough and durable.

CAT. NO.	UPC NO.	DESCRIPTION
45483	45483	Ceramic Kevlar Cutter

Kevlar is a registered trademark of E.I. Dupont, Inc.

Fiber Optic Carbide-Tipped Scribe

- Provides consistently good cleaves.
- 30° wedge tip is made of carbide to ensure long life.
- Made in the USA.

CAT. NO.	UPC NO.	DESCRIPTION
45593	45593	Fiber Optic Carbide-tipped Scribe

Pocket Cable Stripper

- Specifically designed for stripping power and telecommunications cables from 3/16" to 1-1/8" in diameter (4.5 mm to 29 mm).
- Easy blade depth adjustment.
- 90º blade rotation allows longitudinal, circular and spiral slitting of insulation.

CAT. NO.	UPC NO.	DESCRIPTION
1900	45824	Pocket Cable Stripper
07915	07915	Replacement Cutting Blade

Pocket Cable Stripper

- Specifically designed for stripping power and telecommunications cables from 3/4" to 1-1/2" in diameter (19 mm to 40 mm).
- Strips solid conductor, stranded conductor and multiple conductor cables.
- Easy blade depth adjustment.
- Blade rotates for circular, longitudinal and spiral cuts.

CAT. NO.	UPC NO.	DESCRIPTION
1901	45823	Pocket Cable Stripper
07915	07915	Replacement Cutting Blade

Fiber Optic Buffer Stripper

- Easily removes the buffer from both 250 and 900 micron cables.
- Preset at the factory – no adjustments required.
- Cushioned-grip ergonomic handles for comfortable use.
- Will not scratch or nick glass or fiber.
- 1.0 mm diameter stripping hole strips most fiber jackets.
- Made in the USA.

CAT. NO.	UPC NO.	DESCRIPTION
45589	45589	Fiber Optic Buffer Stripper

Pro-Plus Wire Stripper

- Strips the outer jacket off fiber optic cable.
- Extra-long, curved and cushioned handles add comfort and reduce hand fatigue.
- Lock tab protects cutting edges during storage.
- Made in the USA.

CAT. NO.	UPC NO.	DESCRIPTION
1955	06857	Pro-Plus Wire Stripper, 10-18 AWG

Kwik Cycle® 8" Crimp Tool for Fiber Optic Connectors

- Features a smaller handle spread with a comfortable, ergonomically designed handle.
- Ideal for the hard to handle smaller connectors, such as fiber optic connectors and open barrel contacts.
- Die sets are easily interchangeable with a screwdriver.
- Includes die set.

CAT. NO.	UPC NO.	DESCRIPTION
45637	45637	8" Fiber Optic Connector Crimp Tool

	DESCRIPTION		CAT. NO.	UPC NO.
	CONNECTION	FEATURES	TOOL WITH DIE	
	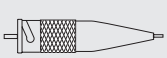	0.151" (3.84 mm) hex cavity 0.178" (4.52 mm) hex cavity 0.213" (5.41 mm) hex cavity universal fiber optic die	45637	45637

Kwik Cycle® 9" Crimp Tool for Fiber Optic Connectors

- Used to manually crimp a wide variety of connectors and terminals to factory specifications.
- Frame features a precision full-cycle ratchet for accurate, repeatable crimps every cycle.
- Crimp release lever improves throughput by eliminating rejected terminations due to improper connector positioning.
- Frame features a tension adjustment preset at the factory for optimum performance.
- High-leverage force and ergonomically-designed handle provides comfortable use.
- Frame and dies are manufactured from heat-treated, hardened tool steel for superior function and long life.
- All die sets are easily interchangeable with a simple screwdriver.

CAT. NO.	UPC NO.	DESCRIPTION
45504	45504	Kwik Cycle 9" Crimp Frame
45572	45572	Fiber Optic Die Set

	DESCRIPTION		CAT. NO.	UPC NO.
	CONNECTION	FEATURES	DIE ONLY	
		O-style crimp cavities with dimensions of 0.131" x 0.162" x 0.196" (3.33 mm x 4.11 mm x 4.98 mm) For AMP Optimate SMA-style fiber optic connectors	45572	45572

45468 Fiber Optic Installation Kit

This complete kit contains our Kwik Cycle® 9" Crimp Frame and all of the tools and consumables necessary for epoxy and polish connector terminations. See page 51 for more details about our Fiber Optic Termination Kit.

Fiber Optic Co-Polymer Polishing Puck

- Used for standard ST, SC and FC connectors with 2.5 mm ferrules.

CAT. NO.	UPC NO.	DESCRIPTION
45598	45598	Fiber Optic Co-Polymer Polishing Puck

Fiber Optic Stainless Steel Polishing Puck



- Used for standard ST, SC and FC connectors with 2.5 mm ferrules.
- Made of stainless steel to last for years of termination.
- Precision hole prevents even the slightest misalignment.
- Grooves in the puck's surface eliminate "sticking" during wet polishes.

CAT. NO.	UPC NO.	DESCRIPTION
45599	45599	Fiber Optic Stainless Steel Polishing Puck

Fiber Optic Polishing Pad



- Resilient pad is perfect for PC (physical contact) pre-radiused ferrules.
- 3" x 8" (7.6 x 203.2 mm)
- 70 durometer.

CAT. NO.	UPC NO.	DESCRIPTION
45612	45612	Fiber Optic Polishing Pad

Fiber Optic Inspection Microscope

- High-powered microscope is used to check a connector's endface for excess epoxy, core or cladding chips or other irregularities that degrade optical performance of the connector.
- Laser safety filter protects eyesight.
- Rubber eyecup for comfortable use.
- Rugged aluminum housing.
- 200X magnification.
- Universal adapter works with ST, SC or FC connectors.
- Includes padded nylon carrying case.

CAT. NO.	UPC NO.	DESCRIPTION
45651	45651	Fiber Optic Inspection Microscope

Connector Cleaning Systems

- Special lint-free fabric-on-a-reel quickly cleans ferrule endfaces of dust, oil and other contaminants.
- Cleaning system is completely self-contained.
- No need for alcohol.
- A single cleaning reel can be used for over 400 ferrule cleanings.
- ReelCleaner™ can be used on all connector types including MTP and MT-RJ.

CAT. NO.	UPC NO.	DESCRIPTION
948	60692	ReelCleaner Connector Cleaning System
948/2	10792	Replacement Reel Set, 2/Package
945/1	60570	Replacement Reel Set, 1/Package

Adapter Cleaning Wands

- Specially-created, lint-free materials clean hard-to-reach fiber optic interfaces, bulkhead adapters and ferrule alignment sleeves.

CAT. NO.	UPC NO.	DESCRIPTION
946	60571	2.5 mm Cleaning Wands, 10/Package
946K	60689	2.5 mm Cleaning Wands, 200/Box
947	60690	1.25 mm Cleaning Wands, 10/Package
947K	60691	1.25 mm Cleaning Wands, 200/Box

Fiber Optic Consumables Kit

- Contains the most commonly used consumables for epoxy and polish fiber optic terminations.

CAT. NO.	UPC NO.	DESCRIPTION
45656	45656	Fiber Optic Consumables Kit

Fiber Optic Hand Tools Kit

- Contains the most commonly used fiber optic termination tools in a durable Cordura® Plus zipper case.

CAT. NO.	UPC NO.	DESCRIPTION
45655	45655	Fiber Optic Hand Tools Kit

Kit contents may be purchased separately:

45586	45586	Fiber Optic Kevlar® Shears
1955	06857	Pro-Plus Wire Stripper, 10-18 AWG
45589	45589	Fiber Optic Buffer Stripper
45593	45593	Carbide-tipped Scribe
45637	45637	Kwik Cycle® 8" Crimp Frame with 0.151", 0.178", 0.213" Hex Cavities
45651	45651	Fiber Optic Inspection Microscope
45599	45599	Stainless Steel Polishing Puck
45612	45612	Resilient Polishing Pad, 3" x 8" (7.6 x 203.2 mm)
45644	45644	Zipper Case

Fiber Optic Termination Kit

- Contains all of the tools and consumable materials necessary for epoxy and polish connector terminations.
- Durable Cordura® Plus carrying case protects and organizes tools and includes see-through pouches for storing connectors.
- Outside pockets provide convenient storage of instruction manuals or worksite documents.

CAT. NO.	UPC NO.	DESCRIPTION
45658	45658	Fiber Optic Termination Kit

Kit contents may be purchased separately:

45586	45586	Fiber Optic Kevlar® Shears
1955	06857	Pro-Plus Wire Stripper, 10-18 AWG
45589	45589	Fiber Optic Buffer Stripper
45593	45593	Carbide-Tipped Scribe
45637	45637	Kwik Cycle® 8" Crimp Frame with 0.151", 0.178", 0.213" Hex Cavities
45651	45651	Fiber Optic Inspection Microscope
45599	45599	Stainless Steel Polishing Puck
45612	45612	Resilient Polishing Pad, 3" x 8" (7.6 x 203.2 mm)
45639	45639	Carrying Case

Kit includes the following consumable items which are not sold separately:

- 50 Sheets Polishing Paper, 0.3 micron
- 50 Sheets Polishing Paper, 1 micron
- 50 Sheets Polishing Paper, 5 micron
- 10 ml (0.34 oz.) Opticure Adhesive
- 26 ml (0.9 oz.) Opticure Primer
- 1 Pair Safety Glasses
- 1 Plastic Utility Box
- 1 Felt-tipped Marker
- 100 Lint-free Wipes
- 10 Alcohol Wipes
- 1 Alcohol Bottle
- 1 Water Bottle
- 1 Fiber Debris Disposal Container
- 10 Syringes
- 10 Needle Tips

Fiber Optic Cut and Strip Kit

- Includes three basic tools for cutting and stripping optical fiber cables in a durable Cordura® Plus zipper case.

CAT. NO.	UPC NO.	DESCRIPTION
45657	45657	Fiber Optic Cut and Strip Kit

Kit contents may be purchased separately:

45586	45586	Fiber Optic Kevlar® Shears
1955	06857	Pro-Plus Wire Stripper, 10-18 AWG
45589	45589	Fiber Optic Buffer Stripper

525-90 PON Optical Loss Test Set

- 1310/1490/1550nm.
- Automated Insertion/Return Loss measurements.
- One button AUTOTEST.
- Stores 1000 measurement results.
- Cable acceptance software for report generation and fiber optic cable management.
- Optical power meter.
- Optical return loss meter.
- Rechargeable batteries.
- Rugged package for outside plant environment.

CAT. NO.	UPC NO.	DESCRIPTION
525-90	20945	PON Optical Loss Test Set (1310/1490/1550nm)

SPECIFICATIONS

POWER METER			
Dector Type	InGaAs		
Display Range	_10dBm to 70 dBm		
Calibrated Wavelengths	850, 980, 1300, 1310, 1490, 1550, 1625		
Absolute Accuracy	<±0.25 dB		
Resolution	0.01 dB		
Measurement Units	dBm, dB		
SOURCE			
Center Wavelength	1310nm ±30nm	1490nm ±30nm	1550nm ±30nm
Spectral Width	<5	<5	<5
Output Power	>-10dBm	>-10dBm	>-10dBm
Output Stability	<±0.15dB/8 hrs	<±0.15dB/8 hrs	<±0.15dB/8 hrs
Connector Type	UCI-APC polish adapter 9-125 SM		

SPECIFICATIONS

AUTOTEST INSERTION LOSS	
Test Port Measurement Range	40dB
Calibrated Wavelengths	1310, 1490, 1550nm
RETURN LOSS	
Measurement Range	10 to 45dB
Accuracy	.5dB
GENERAL SPECIFICATIONS	
Display Type	±0.05dB
Fiber Type	±0.5dB
Standard Connector Type	0.01dB
Laser Classification	Two AA size 1.5V batteries
Operating Temperature	FC, SC or ST
Storage Temperature	0° C to +50° C
Relative Humidity	0 to 95% RH non-condensing
Size	7.6 x 4.3 x 2.3 in. (19.3 x 10.9 x 5.8 cm)
Weight	2.2 lbs. (1.0 kg)
Power	Internal rechargeable NiMH
Battery Life	> 8 hours

525-60 Smart Optical Loss Test Set

- Automated bi-directional testing.
- Optical return loss measurements.
- Dual wavelength insertion loss measurements.
- Multi-mode and Single-mode models feature user settable PASS/FAIL thresholds.
- Communications between units via messaging.
- Wide dynamic range optical power meter.
- Test record storage and data management software.
- Rugged outside plant instrument package.
- Universal connector interface.

CAT. NO.	UPC NO.	DESCRIPTION
525-60-PCX	20942	1310/1550nm Smart Optical Loss Test Set - PC Connectors
525-60-APC	20943	1310/1550nm Smart Optical Loss Test Set - APC Connectors
525-60RL-APC	20944	1310/1550nm Smart Optical Loss Test Set - APC Connectors

SPECIFICATIONS

	525-60-PCX		525-60-APC		525-60RL-APC	
Instrument Type	Singlemode Smart Loss Test Set		Singlemode Smart Loss Test Set		Singlemode Smart Loss Test Set	
Interface Connector	PC Connector Interface AUTOTEST performs		APC Connector Interface AUTOTEST performs		APC Connector Interface AUTOTEST performs	
AUTOTEST measurements	Insertion Loss Test and Manual Return Loss		Insertion Loss Test and Manual Return Loss		Insertion and Return Loss in one Test	
POWER METER SPECIFICATIONS						
Detector Type	InGaAs		InGaAs		InGaAs	
Display Range	+10dBm to 70dBm		+10dBm to 70dBm		+10dBm to 70dBm	
Calibrated Wavelengths	850, 980, 1300, 1310, 1550, 1480, 1625		850, 980, 1300, 1310, 1550, 1480, 1625		850, 980, 1300, 1310, 1550, 1480, 1625	
Absolute Accuracy	±0.25dB		±0.25dB		±0.25dB	
Resolution	0.01dB		0.01dB		0.01dB	
Measurement Units	dBm, dB, W		dBm, dB, W		dBm, dB, W	
Connector Type	UCI-UPC flat polish adapter 9/125SM		UCI-APC polish adapter 9/125 SM		UCI-APC polish adapter 9/125 SM	
SOURCE SPECIFICATIONS						
Center Wavelength	1310nm ±30nm	1550nm ±30nm	1310nm ±30nm	1550nm ±30nm	1310nm ±30nm	1550nm ±30nm
Spectral Width	<5	<5	<5	<5	<5	<5
Output Power	>-10 dBm	>-10 dBm	>-10 dBm	>-10 dBm	>-10 dBm	>-10 dBm
Output Stability	±0.15dB/ 8 hours	±0.15dB 8 hours	±0.15dB/ 8 hours	±0.15dB 8 hours	±0.15dB/ 8 hours	±0.15dB 8 hours
Coupled Power Ratio (CPR)	25dB to 29dB ±1dB	21dB to 22dB ±1dB				
HOMP						
AUTOTEST INSERTION LOSS SPECIFICATIONS						
Test Port Measurement Range	40dB		40dB		40dB	
Calibrated Wavelengths	1310, 1550nm		1310, 1550nm		1310, 1550nm	
RETURN LOSS SPECIFICATIONS						
Measurement Range	10 to 45dB		10 to 65dB		10 to 65dB	
Accuracy	.5dB		.5dB		.5dB	
GENERAL DESCRIPTIONS						
Display Type	Graphics Liquid Crystal with Backlight		Graphics Liquid Crystal with Backlight		Graphics Liquid Crystal with Backlight	
Fiber Type	Singlemode 9/125 um		Singlemode 9/125 um		Singlemode 9/125 um	
Standard Connector Type	FC, SC, ST other connector options available		FC, SC, ST other connector options available		FC, SC, ST other connector options available	
Laser Classification	Class 1 CFR 1040		Class 1 CFR 1040		Class 1 CFR 1040	
Operating Temperature	0°C to +50°C		0°C to +50°C		0°C to +50°C	
Storage Temperature	-20°C to +60°C		-20°C to +60°C		-20°C to +60°C	
Relative Humidity	0 to 95% RH non-condensing		0 to 95% RH non-condensing		0 to 95% RH non-condensing	
Size	19.3 x 10.9 x 5.8 cm (7.6 x 4.3 x 2.3 in)		19.3 x 10.9 x 5.8 cm (7.6 x 4.3 x 2.3 in)		19.3 x 10.9 x 5.8 cm (7.6 x 4.3 x 2.3 in)	
Weight	1.0kg (2.2 lbs)		1.0kg (2.2 lbs)		1.0kg (2.2 lbs)	
Power	Internal rechargeable NiMH		Internal rechargeable NiMH		Internal rechargeable NiMH	
Battery Life	>8 hours		>8 hours		>8 hours	

Fiber Optic Power Meter

- Easy to use - three buttons control all functions.
- Loss measurements in (dB); power measurements in (dBm).
- 0.01dB measurement resolution.
- Multi-wavelength storage - store and recall reference power levels for faster, more efficient measurements.
- Snap-On connector interface adapts to FC, SC and ST connectors.
- Long battery life.
- User selectable auto shut-off.
- Rugged and splash-proof.
- Economically priced.

CAT. NO.	UPC NO.	DESCRIPTION
560XL	84485	Fiber Optic Power Meter

SPECIFICATIONS

OPTICAL	
Calibration Wavelengths	850nm, 1300nm, 1310nm and 1550nm
Power Range	-3 dBm to -60 dBm
Accuracy	± 0.25dB
Linearity	
+3dBm to -3dBm	±0.5dB
-3dBm to -50dBm	±0.05dB
-50dBm to -60dBm	±0.5dB
Resolution	0.01dB
Power Requirements	Two AA size 1.5V batteries (approx. 100 hours continuous operation)
Connector interface	FC, SC or ST

SPECIFICATIONS

ENVIROMENTAL	
Operating temperature	-15° C to +55° C
Storage temperature	-35° C to +70° C
Humidity	0 to 95% non-condensing
Dimensions	7.2 x 14.2 x 3.5 cm (2.8 x 5.6 x 1.4 in.)
Weight	241g (8.5 oz.)
CE	EN61010; EN50081-1: 1992; EN55011, Group 1, Class A EN50082-1: 1992 IEC 801-2, -3, -4

850/1300nm LED Source

- 850/1300nm wavelengths.
- Stable calibrated output.
- Easy to use.
- Continuous wave and modulated output.
- Fixed connector interface FC, SC or ST.
- Long battery life - approx. 80 hours.
- User selectable auto shut-off.
- Rugged and splash-proof.
- Economically priced.

CAT. NO.	UPC NO.	DESCRIPTION
570XL-FC	84486	850/1300nm LED source w/FC interface
570XL-SC	84487	850/1300nm LED source w/SC interface
570XL-ST	84488	850/1300nm LED source w/ST interface

SPECIFICATIONS

OPTICAL		
Center Wavelengths	850nm	1300nm
Range (typical)	840nm to 880nm	1270nm to 1345nm
Max. spectral width	55nm	150nm
Stability (1 hour)	±0.05dB	±0.05dB
Typical power output		
100/140um	-13dBm	-20dBm
62.5/125um	-13dBm	-20dBm
50/125um	-14dBm	-21dBm
Modulation frequency	270 kHz, 1 kHz and 2 kHz	270 kHz, 1 kHz and 2 kHz
Power Requirements (approx. 80 hours continuous operation)	Two AA size 1.5V batteries	Two AA size 1.5V batteries
Connector interface	FC, SC or ST	FC, SC or ST

SPECIFICATIONS

ENVIROMENTAL	
Operating temp.	-15° C to +55° C
Storage temp.	-35° C to +70° C
Humidity	0 to 95% non-condensing
Dimensions	7.2 x 14.2 x 3.5 cm (2.8 x 5.6 x 1.4 in.)
Weight	241g (8.5 oz.)
CE	EN61010; EN50081-1: 1992; EN55011, Group 1, Class A EN50082-1: 1992 IEC 801-2, -3, -4

1310/1550nm Laser Source

- 1310/1550nm wavelengths.
- Stable calibrated output.
- Easy to use.
- Continuous wave and modulated output.
- Fixed connect interface FC, SC or ST.
- Long battery life - approx. 80 hours.
- User selectable auto shut-off.
- Rugged and splash-proof.
- Economically priced.

CAT. NO.	UPC NO.	DESCRIPTION
580XL-FC	84489	1310/1550nm Laser source w/FC interface
580XL-SC	84490	1310/1550nm Laser source w/SC interface
580XL-ST	84491	1310/1550nm Laser source w/ST interface

SPECIFICATIONS

OPTICAL		
Center Wavelengths	1310nm	1550nm
Range (typical)	1280nm to 1340nm	1520nm to 1580nm
Max. spectral width	<5nm	<5nm
Stability (1 hour)	±0.05dB	±0.05dB
Typical power output (9/125)		
Minimum	-8dBm	-8dBm
Typical	-7dBm	-7dBm
Modulation frequency	270 kHz, 1 kHz and 2 kHz	270 kHz, 1 kHz and 2 kHz
Power Requirements (approx. 80 hours continuous operation)	Two AA size 1.5V batteries	Two AA size 1.5V batteries
Connector interface	FC, SC or ST	FC, SC or ST

SPECIFICATIONS

ENVIROMENTAL	
Operating temp.	-15° C to +55° C
Storage temp.	-35° C to +70° C
Humidity	0 to 95% non-condensing
Dimensions	7.2 x 14.2 x 3.5 cm (2.8 x 5.6 x 1.4 in.)
Weight	241g (8.5 oz.)
CE	EN61010; EN50081-1: 1992; EN55011, Group 1, Class A EN50082-1: 1992 IEC 801-2, -3, -4
CDRH Laser Class	Class 1

Visual Fault Finder

- Continuous wave output mode for steady fault location.
- Find breaks to 3km.
- Blinking output mode increases viewing contrast.
- Easy to use quick interface fits all 2.5mm connector interfaces (FC, SC, ST).
- 1.0mW output power.
- Ergonomic rotary switch permits easy one-handed operation.
- Rugged, compact and splash-proof aluminum design.
- Two AA batteries provide 48 hours continuous operation.
- Nylon belt holster included.

CAT. NO.	UPC NO.	DESCRIPTION
170XL	84501	Visual Fault Finder

SPECIFICATIONS

OPTICAL	
Light source type	635nm red laser diode
Center wavelength	
Nominal	635nm
Range (typical)	630nm to 640nm
Spectral width (FWHM)	<2nm
Typical output power	
Max. into SMF-28 fiber	1.0mW (0dBm)
Min. CW output mode	316uW (-5 dBm)
Blink frequency in MOD mode	<3Khz approximate)
Power Requirements (Battery life Approx. 48 hours continuous operation)	Two AA size 1.5V batteries
Connector interface	Standard "Quick Connect" universal 2.5 mm receptacle

SPECIFICATIONS

ENVIROMENTAL	
Operating temp.	-10° C to +50° C
Storage temp.	-40° C to +60° C
Humidity	0 to 95% non-condensing
Dimensions	Length: 22 cm (9.0 in.); Diameter: 2.54 cm (1 in.)
Weight	200g (7 oz.)
CDRH Laser Class:	Class IIIa
CE	IEC 60-1-2 portion of the EN50082-1 ESD immunity requirement EN50082-1: 1992 IEC 801-2, -3, -4

Multimode Fiber Optic Test Set

- Insertion loss test set for multimode fiber.
- 850/1300nm loss measurements.
- Connector for FC, SC or ST.
- Rugged package design.
- Easy to use portable package.
- Economically priced.

CAT. NO.	UPC NO.	DESCRIPTION
5670-FC	84492	Multimode Fiber Optic Test Set w/FC interface
5670-SC	84493	Multimode Fiber Optic Test Set w/SC interface
5670-ST	84494	Multimode Fiber Optic Test Set w/ST interface

KIT SPECIFICATIONS

5670-FC INCLUDES:
560XL Optical Power Meter
570XL-FC 850/1300nm LED Source w/FC Connector
T1020 FC/PC SOC Adapter
914B Carrying Case

5670-SC INCLUDES:
560XL Optical Power Meter
570XL-SC 850/1300nm LED Source w/SC Connector
1062 SC/PC SOC Adapter
914B Carrying Case

5670-ST INCLUDES:
560XL Optical Power Meter
570XL-ST 850/1300nm LED Source w/ST Connector
T1030 ST/PC SOC Adapter
914B Carrying Case

Singlemode Fiber Optic Test Set

- Insertion loss test set for singlemode fiber.
- 1310/1550nm loss measurements.
- Connector for FC, SC or ST.
- Rugged package design.
- Easy to use portable package.
- Economically priced.

CAT. NO.	UPC NO.	DESCRIPTION
5680-FC	84495	Singlemode Fiber Optic Test Set w/FC interface
5680-SC	84496	Singlemode Fiber Optic Test Set w/SC interface
5680-ST	84497	Singlemode Fiber Optic Test Set w/ST interface

KIT SPECIFICATIONS

5680-FC INCLUDES:
560XL Optical Power Meter
580XL-FC 1310/1550nm Laser Source w/FC Connector
T1020 FC/PC SOC Adapter
914B Carrying Case

5680-SC INCLUDES:
560XL Optical Power Meter
580XL-SC 1310/1550nm Laser Source w/SC Connector
1062 SC/PC SOC Adapter
914B Carrying Case

5680-ST INCLUDES:
560XL Optical Power Meter
580XL-ST 1310/1550nm Laser Source w/ST Connector
T1030 ST/PC SOC Adapter
914B Carrying Case

Multimode and Singlemode Fiber Optic Test Set

- Insertion loss test set for multimode and singlemode fiber.
- 850/1300nm Loss measurements.
- 1310/1550nm Loss measurements.
- Connector for FC, SC or ST.
- Rugged package design.
- Easy to use portable package.
- Economically priced.

CAT. NO.	UPC NO.	DESCRIPTION
5890-FC	84498	Multimode and Singlemode Fiber Optic Test Set w/FC interface
5890-SC	84499	Multimode and Singlemode Fiber Optic Test Set w/SC interface
5890-ST	84500	Multimode and Singlemode Fiber Optic Test Set w/ST interface

KIT SPECIFICATIONS

5890-FC INCLUDES:
560XL Optical Power Meter
570XL-FC 850/1300nm LED Source w/FC Connector
580XL-FC 1310/1550nm Laser Source w/FC Connector
T1020 FC/PC SOC Adapter
915B Carrying Case

5890-SC INCLUDES:
560XL Optical Power Meter
570XL-SC 850/1300nm LED Source w/SC Connector
580XL-SC 1310/1550nm Laser Source w/SC Connector
1062 SC/PC SOC Adapter
915B Carrying Case

5890-ST INCLUDES:
560XL Optical Power Meter
570XL-ST 850/1300nm LED Source w/ST Connector
580XL-ST 1310/1550nm Laser Source w/ST Connector
T1030 ST/PC SOC Adapter
915B Carrying Case

Optical Loss Test Sets

MODEL NO.	523B-13/15	105202K	6052B2K	60556MT	253B+557B
PACKAGE	Handheld	Handheld	Palm-sized	Palm-sized	Palm-sized
SOURCE TYPE	Laser	Laser	LED	LED	LED
CALIBRATION WAVELENGTHS (nm)	1310/1550	1310/1550	850/1300	850/1300	650
MEASUREMENT RANGE	+3 to -75dBm	+3 to -60dBm	+3 to -60dBm	+3 to -60dBm	+3 to -60dBm
MEASUREMENT UNITS	dB, dBm, W	dB, dBm	dB, dBm	dB, dBm	dB, dBm
Storage Capability	✔				
Single-mode	✔	✔			
Multimode (glass)			✔	✔	
Multimode (POF)					✔
Talk Function					
	523B-13/15	105202K	6052B2K	60556MT	253B + 557B

Advanced Single-Mode Optical Loss Test Set

- Incorporates a stable dual 1310nm/1550nm laser source and optical power meter in a convenient self-contained package to perform insertion loss and link loss testing.
- Large, backlit LCD makes it easy to view power levels and calibration wavelengths.
- Operation is simple due to the user-friendly keypad and intuitive controls.
- Remote operation permits the automation of tedious or repetitive measurements.
- Rubber boot protects against dropping.
- Rugged and splashproof.
- Indium-gallium-arsenide (InGaAs) photodetector.
- 1310/1550nm dual laser source.
- +3dBm to -75dBm measurement range.
- PASS/FAIL testing with audible signal.
- Manual or timer-driven data logging for periods from one second to one hour.
- Data storage for 1,000 measurements.
- RS232 interface for instrument configuration and data transfer to a PC-compatible workstation or serial printer.
- Powered by a rechargeable nickel-metal hydride (NiMH) battery pack, four alkaline batteries or AC adapter.
- Built-in NiMH battery charger with external power supply.

CAT. NO.	UPC NO.	DESCRIPTION
523B-13/15	60550	Advanced Single-Mode Optical Loss Test Set

Requires one SOC and one UCI connector adapter (See pages 92 and 93). Source output is directly compatible with PC connectors. For APC use hybrid cable approach (See page 96).

fiberTOOLS™ Single-Mode Optical Loss Test Sets

- These conveniently packaged test sets are used to test, troubleshoot and maintain Telco, CATV, LAN and other single-mode network applications. The Basic Set can be used to measure output power and certify end-to-end attenuation on deployed fiber spans.
- Easy to use, all-in-one prepackaged kit.
- Dual wavelength 1310/1550nm source covers all requirements.
- Source has stable, calibrated output.
- Rugged, splashproof instruments.
- Water- and air-tight hard carrying case.
- Meets the link certification requirements of TIA-568B and ISO/IEC-11801.
- 0.01dB measurement resolution.
- Two AA batteries provide power for over 100 hours in the optical power meters, over 50 hours in the LED sources and over 48 hours in the visual fault finder.

Basic Sets Include:

- 555B Optical Power Meter plus adapter.
- 262A Dual Wavelength 1310/1550nm Laser Source plus adapters.
- Hard carrying case (900B).

Deluxe Sets Include:

- Basic Set contents.
- Visual fault finder T160.
- Connector cleaner.
- Cleaning wands.

CAT. NO.	UPC NO.	DESCRIPTION
Basic Single-Mode Test Sets		
10520E2	60611	Basic SM Test Set E2000-PC
105202K	60608	Basic SM Test Set, FC-PC
105203K	60609	Basic SM Test Set, ST-PC
105206K	60610	Basic SM Test Set, SC-PC
1052011	60607	Basic SM Test Set, DIN
Deluxe Single-Mode Test Sets		
11520E2	60618	Deluxe SM Test Set E2000-PC
115202K	60615	Deluxe SM Test Set, FC-PC
115203K	60616	Deluxe SM Test Set, ST-PC
115206K	60617	Deluxe SM Test Set, SC-PC
115201U	60614	Deluxe SM Test Set, DIN
90ACK	60686	AC/Main Power Converter 120V (one required per handheld unit)

To accommodate other connector types, see our SOC/UCI adapters on pages 92 and 93 and reference cables on page 96.

fiberTOOLS™ Multimode Optical Loss Test Sets

- These conveniently packaged test sets are used to test, troubleshoot and maintain LAN and other network applications.
- Easy to use, all-in-one prepackaged kit.
- Dual wavelength 850/1300nm LED source(s) covers all requirements.
- Rugged, splashproof instruments.
- Water- and air-tight hard carrying case.
- Meet the link certification requirements of TIA-568B and ISO/IEC-11801.
- 0.01dB measurement resolution.
- Two AA batteries provide power for over 100 hours in the optical power meters, over 24 hours in the LED sources and over 48 hours in the visual fault finder.

Basic Sets Include:

- 555B Optical Power Meter plus adapter.
- 252B Dual Wavelength 850/1300nm LED Source plus 2x adapters.
- Hard carrying case (900B).

Deluxe Sets Include:

- Basic Set contents.
- Visual fault finder T160L.
- Connector cleaner.
- Cleaning wands.

CAT. NO.	UPC NO.	DESCRIPTION	CAT. NO.	UPC NO.	DESCRIPTION
MM 50/125		BASIC MULTIMODE TEST SETS	MM 50/125		DELUXE MULTIMODE TEST SETS
5052BE2	60627	Basic MM Test Set, E2000-PC	5152BE2	60635	Deluxe MM Test Set E2000-PC
5052B2K	60624	Basic MM Test Set, FC-PC	5152B2K	60632	Deluxe MM Test Set, FC-PC
5052B3K	60625	Basic MM Test Set, ST-PC	5152B3K	60633	Deluxe MM Test Set, ST-PC
5052B6K	60626	Basic MM Test Set, SC-PC	5152B6K	60634	Deluxe MM Test Set, SC-PC
5052BIU	60623	Basic MM Test Set, DIN	5152BIU	60631	Deluxe MM Test Set DIN
90ACK	60686	AC/Main Power Converter 120V (one required per handheld unit)	90ACK	60686	AC/Main Power Converter 120V (one required per handheld unit)

fiberTOOLS™ MT-RJ Optical Loss Test Sets

- Our MT-RJ Test Sets provide all the equipment required to test, trouble-shoot and certify multimode optical links.
- Easy to use, all-in-one prepackaged kit.
- Both 850 and 1300nm LED sources available.
- Rugged, splashproof instruments.
- Conveniently packaged in a water- and air-tight hard case.
- Meets the link certification requirements of TIA-568B and ISO/IEC-11801.
- 0.01dB measurement resolution.
- Two AA batteries provide power for over 100 hours in the optical power meters, over 24 hours in the LED sources and over 48 hours in the visual fault finder.

Basic Single Wavelength Test Sets Include:

- 556MT Optical Power Meter plus MT-RJ adapter.
- 255MT (1300nm) or 257MT (850nm) LED Source.
- Hard carrying case (900B).

Dual Wavelength Deluxe Test Sets Include:

- 556MT Optical Power Meter plus MT-RJ adapter.
- 255MT 1300nm MT-RJ LED Source.
- 257MT 850nm MT-RJ LED Source.
- MTRJ connector cleaner.
- Hard carrying case (901B).
- 263MT MT-RJ visual fault finder.
- Cleaning wands.

CAT. NO.	UPC NO.	DESCRIPTION
Single Wavelength MT-RJ Test Sets		
60556MT	60555	Basic MM Test Set, 1300nm
60576MT	60727	Basic MM Test Set, 850nm
Dual Wavelength 850/1300nm MT-RJ Test Sets		
90ACK	60686	AC/Main Power Converter 120V (one required per handheld unit)

Optical Power Meters

MODEL NO.	522B	522B-HP	555B	556MT	557B	558B
PACKAGE	Handheld	Handheld	Palm-sized	Palm-sized	Palm-sized	Palm-sized
DETECTOR TYPE	1 mm InGaAs	Filtered 2 mm InGaAs	1 mm InGaAs	3 mm Ge	3 x 3.5 mm Silicon	Filtered 2 mm InGaAs
CALIBRATION WAVELENGTHS (nm)	850/980/1310/ 1480/1550/1625	850/980/1310/ 1480/1550/1625	850/1300/1310/1550	850/1300/1550	635/780/850	980/1310/1550
MEASUREMENT RANGE	+3 to -75dBm	+27 to -53dBm	+3 to -60dBm	+3 to -40dBm	+3 to -60dBm	+27 to -30dBm
MEASUREMENT UNITS	dB, dBm, mW	dB, dBm, mW	dB, dBm	dB, dBm	dB, dBm	dB, dBm
OPTICAL POWER METER INTERFACE TYPE	SOC Universal	SOC Universal	SOC Universal	SOC Universal	SOC Universal	SOC Universal
User-Selectable Auto Shutoff	✔	✔	✔	✔	✔	✔
Storage Capability	✔	✔				

522B

522B-HP

555B

556MT

557B

558B

Advanced Optical Power Meters

522B

To accommodate other connector types, see our SOC/UCI adapters on pages 92 and 93 and reference cables on page 96.

- Designed for insertion loss and link loss measurements using an external light source.
- Large, backlit LCD makes it easy to view power levels and calibration wavelengths.
- Operation is simple due to the user-friendly keypad and intuitive controls.
- Remote operation permits the automation of tedious or repetitive measurements.
- Rubber boot protects against dropping.
- Rugged and splashproof.
- 850nm, 980nm, 1310nm, 1480nm, 1550nm and 1625nm calibration wavelengths.
- InGaAs photodetector.
- +3dBm to -75dBm measurement range.
- PASS/FAIL testing with audible signal.
- Manual or timer-driven data logging for periods from one second to one hour.
- Data storage for 1,000 measurements.
- RS232 interface for instrument configuration and data transfer to a PC-compatible workstation or serial printer.
- Powered by a rechargeable nickel-metal hydride (NiMH) battery pack, four alkaline batteries or AC adapter.
- Built-in NiMH battery charger with external power supply.

CAT. NO.	UPC NO.	DESCRIPTION
522B	60548	Advanced Optical Power Meter, Medium Power to +3dBm
522B-HP	60549	Advanced Optical Power Meter, High Power to +27dBm

Requires one Snap-On Connector (SOC) interface (See pages 92 and 93). Compatible with both PC and APC connectors.

InGaAs Optical Power Meter

- Suitable for power measurements on both laser and LED based single-mode and multimode fiber optic systems.
- Easy to use; three buttons control all essential functions.
- Multi-wavelength reference stores and recalls reference power levels for faster, more efficient measurement.
- Rubber boot protects against dropping.
- Rugged and splashproof.
- 850nm, 1300nm, 1310nm and 1550nm calibration wavelengths.
- InGaAs detector.
- +3 to -60dBm measurement range.
- 0.01dB measurement resolution.
- Relative logarithmic dB and absolute logarithmic dBm units.
- User-selectable auto shutoff.
- Two AA batteries provide power for over 100 hours.
- Optional AC power converter/adapter is available for prolonged or benchtop use.

CAT. NO.	UPC NO.	DESCRIPTION
555B	60567	InGaAs Optical Power Meter
90ACK	60686	AC/Main Power Converter 120V (one required per handheld unit)

Requires one Snap-On Connector (SOC) adapter (See pages 92 and 93). Compatible with both PC and APC connectors.

Ge MT-RJ Optical Power Meter

- Pair with an LED source to test insertion loss of multimode MT-RJ fiber optic cables and connectors or use independently to perform link loss testing of installed cable plants.
- Easy to use; three buttons control all essential functions.
- Multi-wavelength reference storage capability permits convenient insertion and link loss testing at different transmission windows.
- Wide area detector allows for testing of each channel individually, simultaneously or alternating between the two channels.
- Rubber boot protects against dropping.
- Rugged and splashproof.
- 850nm, 1300nm and 1550nm NIST traceable calibration wavelengths.
- Special extra-large area germanium detector.
- +3 to -40dBm measurement range.
- -0.01dB measurement resolution.
- Relative logarithmic dB and absolute logarithmic dBm units.
- User-selectable auto shutoff.
- Two AA batteries provide power for over 100 hours.
- Optional AC power converter/adapter is available for prolonged or benchtop use.

CAT. NO.	UPC NO.	DESCRIPTION
556MT	60552	Ge MT-RJ Optical Power Meter
90ACK	60686	AC/Main Power Converter 120V (one required per handheld unit)

Requires one T13A2 for MT-RJ Snap-On Connector (SOC) adapter (See page 93).
Compatible with both PC and APC connectors.

Silicon Optical Power Meter

- Optimized for power measurements on fiber optic systems based on single-mode, multimode, plastic or large core glass optical fibers and using near-infrared or visible light sources.
- Easy to use; three buttons control all essential functions.
- Multi-wavelength reference stores and recalls reference power levels for faster, more efficient measurement.
- Rubber boot protects against dropping.
- Rugged and splashproof.
- 635nm, 780nm and 850nm calibration wavelengths.
- 3 x 3.5 mm Silicon detector.
- +3 to -60dBm measurement range.
- 0.01dB measurement resolution.
- Relative logarithmic dB and absolute logarithmic dBm units.
- User-selectable auto shutoff.
- Two AA batteries provide power for over 100 hours.
- Optional AC power converter/adapter is available for prolonged or benchtop use.

CAT. NO.	UPC NO.	DESCRIPTION
557B	60553	Silicon Optical Power Meter
90ACK	60686	AC/Main Power Converter 120V (one required per handheld unit)

Requires one Snap-On Connector (SOC) adapter (See pages 92 and 93). Compatible with both PC and APC connectors.

To accommodate other connector types, see our SOC/UCI adapters on pages 92 and 93 and reference cables on page 96.

High Intensity InGaAs Optical Power Meter

- Suitable for power measurements on high power single-mode and DWDM fiber optic systems.
- Easy to use; three buttons control all essential functions.
- Multi-wavelength reference stores and recalls reference power levels for faster, more efficient measurement.
- Rubber boot protects against dropping.
- Rugged and splashproof.
- 980nm, 1310nm and 1550nm calibration wavelengths.
- +25 to -30dBm measurement range at 1310/1550nm.
- 0.01dB measurement resolution.
- Relative logarithmic dB and absolute logarithmic dBm units.
- User-selectable auto shutoff.
- Two AA batteries provide power for over 100 hours.
- Optional AC power converter/adapter is available for prolonged or benchtop use.

CAT. NO.	UPC NO.	DESCRIPTION
558B	60568	High Intensity InGaAs Optical Power Meter
90ACK	60686	AC/Main Power Converter 120V (one required per handheld unit)

Requires one Snap-On Connector (SOC) adapter (See pages 92 and 93). Compatible with both PC and APC connectors.

Fault Locators and Light Detectors

MODEL	263LX	263MT	510 LS SENSOLITE®	T160L
TYPE	Visible Laser	Visible Laser	Light Detector (Ge)	Visible Laser
WAVELENGTH (NM)	635nm (red)	635nm (red)	630 to 1600nm	635nm (red)
DISTANCE	Up to 3 km (very bright)	Up to 1 km (bright)		Up to 3 km (very bright)
LIFE / BATTERY TYPE	40 hours (2 AA)	24 hours (2 AA)	1 year (2 AA)	48 hours (2 AA)
OPTICAL INTERFACE TYPE	Fixed FC-PC Interface	Fixed MT-RJ Interface	Universal Interface	2.5 MM Universal Interface
Single-mode	✔			✔
Multimode	✔	✔	✔	✔

263LX

263MT

510LS

T160L

FC-PC and MT-RJ Visual Fault Finders

- Used to quickly locate bending loss and breaks in optical fibers, and to identify bad connectors.
- 635nm red laser makes fiber breaks and bending losses easily visible.
- Stable, calibrated output.
- Continuous wave output mode for steady fault illumination.
- Blinking output mode increases viewing contrast.
- Optional AC power converter/adapter is available for prolonged or benchtop use.
- Proven, reliable and compact design.
- Economically priced.
- Rugged and splashproof.
- 263LX model includes fixed FC-PC interface, for use with optional FoPro® Adapter Cable (See page 96) or user-supplied hybrid cable (See page 96).
- 263MT model is designed for MT-RJ duplex connectors to test both fibers simultaneously.
- LX model has a range up to 3 km. MT model has a range up to 1 km.
- More than 40 hours of continuous operation.

CAT. NO.	UPC NO.	DESCRIPTION
263LX	60538	Visual Fault Finder
263MT	60539	MT-RJ Visual Fault Finder
90ACK	60686	AC/Main Power Converter 120V (one required per handheld unit)

SensoLITE® Visible/Invisible Light Detector

- Identifies live multimode and single-mode fibers.
- Helps prevent accidental eye exposure to hazardous laser radiation.
- Simple one-button test.
- Patented light baffle accepts all standard fiber optic connector types, bare fiber and even fiber loop.
- Includes both audible and visible indicators.
- Unique design permits testing in bright light conditions.
- Wide sensitivity from +25dBm to -55dBm.
- Detects visible and invisible light wavelengths from 630nm to 1600nm.
- Operates for approximately one year on two AA batteries.
- Automatic battery check.

CAT. NO.	UPC NO.	DESCRIPTION
510LS	60566	SensoLITE Visible/Invisible Light Detector

Visual Fault Finder

- Pinpoints cable breaks and bad connections in both single-mode and multimode fiber.
- Quick connect interface adapts to all standard PC and APC polished 2.5 mm ferruled connectors without adapters.
- Both continuous and pulsed operation aid in fault detection even in high ambient lighted areas.
- Pocket-sized.
- Rugged, waterproof design.
- Ultra-bright 635nm visible laser detects fiber breaks up to 3 km away.
- Operates for over 48 hours on two AA batteries.
- Includes integral dust cap and nylon, belt-mounted carrying pouch.
- Optional snap-on adapters permit attachment to ST, SC and FC connectors.

CAT. NO.	UPC NO.	DESCRIPTION
T160L	60562	Visual Fault Finder
1630	60580	ST SOC Adapter
1662	60581	SC SOC Adapter
1620	60582	FC SOC Adapter

Bare Fiber Adapter

- Allows temporary connection of 125 micron multimode or single-mode fiber to measuring equipment such as Sources, Optical Power Meters and Fault Locators with an FC-style connector. Connection to other common fiber optic connector styles can be accomplished with a hybrid test jumper.
- Short 5 mm minimum strip length provides easy insertion into the capillary and avoids fiber breakage.
- Reusable.
- Includes a durable 2.5 mm tungsten carbide ferrule and a ferrule cleaning tool.

CAT. NO.	UPC NO.	DESCRIPTION
934-125	55456	Bare Fiber Adapter (125µm, FC-style connector)

LED Sources

MODEL	252B	253B	255MT	257MT
SOURCE TYPE	LED	LED	LED	LED
WAVELENGTHS (NM)	850/1300	650	1300	850
OPTICAL INTERFACE TYPE	SOC Universal	SOC Universal	Fixed MT-RJ	Fixed MT-RJ
Continuous and Modulated Output Modes	✔	✔	✔	✔
User-selectable Auto Shutoff	✔	✔	✔	✔
Single-mode	✔		✔	
Multimode (glass)	✔		✔	✔
Multimode (plastic)		✔		

252B

253B

255MT

257MT

Dual Wavelength LED Source

- Perform multimode insertion loss and link loss measurements on Local Area Networks (LAN), premises networks and Fiber Distributed Data Interface (FDDI) installations.
- Stable, calibrated output.
- Proven, reliable and compact design.
- Easy to use; three buttons control all essential functions.
- Rubber boot protects against dropping.
- Rugged and splashproof.
- Single unit combines 850nm and 1300nm calibrated wavelengths.
- Nominal output for 62.5/125 is -13dBm for 850nm and -20dBm for 1300nm.
- Continuous and modulated output modes.
- User-selectable auto shutoff.
- TIA-568B compliant.
- Two AA batteries provide power for over 24 hours.
- Optional AC power converter/adapter is available for prolonged or benchtop use.

CAT. NO.	UPC NO.	DESCRIPTION
252B	60530	Dual 850/1300nm LED Source
90ACK	60686	AC/Main Power Converter 120V (one required per handheld unit)

Requires two Snap-On Connector (SOC) adapters (See pages 92 and 93).

Single Wavelength 650nm LED Source

- Performs multimode insertion loss and link loss measurements when paired with an optical power meter for POF testing.
- Stable, calibrated output.
- Proven, reliable and compact design.
- Easy to use; two buttons control all essential functions.
- Rubber boot protects against dropping.
- Rugged and splashproof.
- Nominal output into 200/230 is -15dBm.
- Continuous and modulated output modes.
- User-selectable auto shutoff.
- Two AA batteries provide power for over 24 hours.
- Optional AC power converter/adapter is available for prolonged or benchtop use.

CAT. NO.	UPC NO.	DESCRIPTION
253B	60531	650nm LED Source
90ACK	60686	AC/Main Power Converter 120V (one required per handheld unit)

Requires one Snap-On Connector (SOC) adapter (See pages 92 and 93).

To accommodate other connector types, see our SOC/UCI adapters on pages 92 and 93 and reference cables on page 96.

MT-RJ Dual Channel LED Sources

255MT

- Test insertion loss of multimode MT-RJ fiber optic cables and connectors, or pair with an optical power meter for link loss testing of installed cable plants.
- Stable, calibrated output.
- Proven, reliable and compact design.
- Easy to use; two buttons control all essential functions.
- Rubber boot protects against dropping.
- Rugged and splashproof.
- 255MT model has a 1300nm wavelength.
- 257MT model has an 850nm wavelength.
- Nominal output for 62.5/125 is -20dBm for both 850nm and 1300nm.
- Continuous and alternating output modes.
- Fixed MT-RJ interface.
- User-selectable auto shutoff.
- Two AA batteries provide power for over 24 hours.
- Optional AC power converter/adapter is available for prolonged or benchtop use.

CAT. NO.	UPC NO.	DESCRIPTION
255MT	60533	MT-RJ Dual Channel LED Source 1300nm
257MT	60536	MT-RJ Dual Channel LED Source 850nm
90ACK	60686	AC/Main Power Converter 120V (one required per handheld unit)

Laser Sources

MODEL	262A	265A
SOURCE TYPE	Fabry-Perot Laser	Fabry-Perot Laser
WAVELENGTHS (NM)	1310/1550	1310
OPTICAL INTERFACE TYPE	UCI Universal	UCI Universal
Continuous and Modulated Output Modes	✔	✔
User-selectable Auto Shutoff	✔	✔
Single-mode	✔	✔

262A

265A

1310/1550 Dual Wavelength Laser Source

To accommodate other connector types, see our SOC/UCI adapters on pages 92 and 93 and reference cables on page 96.

- Performs single-mode insertion loss and link loss measurements when paired with an optical power meter.
- Single output interface simplifies dual wavelength measurements.
- Stable, calibrated output.
- Proven, reliable and compact design.
- Easy to use; three buttons control all essential functions.
- Rubber boot protects against dropping.
- Rugged and splashproof.
- Single unit toggles between 1310nm and 1550nm wavelengths.
- Fabry-Perot laser diodes.
- Calibrated output power is nominal -7.0dBm.
- Continuous and modulated output modes.
- User-selectable auto shutoff.
- Two AA batteries provide power for over 50 hours.
- Optional AC power converter/adapter is available for prolonged or benchtop use.

CAT. NO.	UPC NO.	DESCRIPTION
262A	60564	Dual Laser Source
90ACK	60686	AC/Main Power Converter 120V (one required per handheld unit)

Requires one UCI adapter (See pages 92 and 93). For PC polished connectors only.
For APC connectors, use hybrid reference cables (See page 96).

Single Wavelength Laser Sources

265A

To accommodate other connector types, see our SOC/UCI adapters on pages 92 and 93 and reference cables on page 96.

- Performs single-mode insertion loss and link loss measurements when paired with an optical power meter.
- Stable, calibrated output.
- Proven, reliable and compact design.
- Easy to use; two buttons control all essential functions.
- Rubber boot protects against dropping.
- Rugged and splashproof.
- 265A has a 1310nm wavelength and -7dBm output for single-mode testing.
- Continuous and modulated output modes.
- User-selectable auto shutoff.
- The 265A model operates for over 36 hours on two AA batteries.
- The 266A model operates for over 80 hours on two AA batteries.
- AC power converter/adapter is available for prolonged or benchtop use.

CAT. NO.	UPC NO.	DESCRIPTION
265A	60565	1310nm Laser Source, SM
90ACK	60686	AC/Main Power Converter 120V (one required per handheld unit)

Requires one UCI adapter (See pages 92 and 93). For PC polished connectors only. For APC connectors, use hybrid reference cables (See page 96).

fiberTOOLS™ Carrying Cases

Carry Case only

900B
Instruments and accessories not included

Designed to hold Tempo handheld instruments and a full range of test accessories.

900B and 901B Hard Carrying Cases

- Top tray holds up to 3 (900B) or 4 (901B) handheld instruments and a T160L Visual Fault Finder.
- Bottom compartment of both models stores additional instruments and test accessories.
- Compact, waterproof and lockable.
- Molded from black structural foam resin.

CAT. NO.	UPC NO.	DESCRIPTION
900B	60684	Hard Carrying Case, Holds 3 Handhelds
901B	60579	Hard Carrying Case, Holds 4 Handhelds

Fiber Optic Instrument Adapters – SOC and UCI

- Our SOC and UCI adapters provide direct connectivity for Tempo fiberTOOLS® to a wide range of industry-standard fiber optic connectors.
- Adapter design ensures maximum accuracy and repeatability when performing critical measurements on fiber optic systems.
- Easy to clean and use.
- Single-mode and multimode compatible.
- SOC adapters are compatible with both PC and Angled APC physical contact interfaces.
- UCI adapters feature durable phosphor bronze alignment sleeve.
- SOC (Snap-On Connector) adapter is used on all power meters and 250 "B" series LED Sources.
- UCI (Universal Connector Interface) adapter is used on all 250/260 "A" Series Sources and 330 Series Variable Optical Attenuators.

Fiber Optic Instrument Adapters – SOC and UCI

CONNECTOR TYPE	SOC ADAPTER			UCI ADAPTER		
DESCRIPTION		CAT. NO.	UPC NO.		CAT. NO.	UPC NO.
1.25 mm Quick-Connect Universal Adapter (LC, MU, etc.)		T1026	60588	Use hybrid cable only *		
2.5 mm SOC Quick-Connect Adapter (E2000, FC, SC, ST, etc.)		T1025	60587		AU-250	60703
Blank Adapter (for custom applications)		T1001	60585			
D4		T1089	60597	Use hybrid cable only *		
DIN 47256		T1010	60586		AD-108	60697
E-2000		T10E2	60599		AE2-10	60698
EC-Radiall		T10E0	60598	Use hybrid cable only *		
FC		T1020	60576		APC-108	60572
HMS-0		T1050	60592		AMS-00	60700
HMS-10/A (SMA-2.5 mm)		T1086	60595		AMT-10	60701
HMS-10/HP		T1040	60590		AHP-10	60699
LC		T10LC	60600	Use hybrid cable * or FoPro®.x		

x FoPro ferrule options include 2.5 mm, 1.57 mm (MIL-style 16AWG optical contacts) and 1.25 mm.

* When using a Hybrid Adapter Cable, the instrument UCI adapter and one end of the Hybrid Adapter Cable should be a commonly available connector type. (i.e. FC, SC or ST)

Fiber Optic Instrument Adapters – SOC and UCI

CONNECTOR TYPE	SOC ADAPTER			UPI-PC ADAPTER		
DESCRIPTION		CAT. NO.	UPC NO.		CAT. NO.	UPC NO.
MIL-T-29504/4 & /5 Termini		T1038	60589	Use hybrid cable * or FoPro®ˣ		
Mini-BNC		T1047	60591	Use hybrid cable only *		
MT-RJ ◆		T13A2	60605◆	Use hybrid cable only *		
MT-RJ Ferrule Only ◆		T13AF	60606 ◆	Use hybrid cable only *		
MU		T10MU	60601	Use hybrid cable * or FoPro®ˣ		
SC		1062	60575		ASC-108	60574
SMA 905/906		T1087	60596		ASM-90	60702
ST		T1030	60577		ATS-108	60573
STRATOS 430/ HOLTEK 38000		T1057	60593	Use hybrid cable only *		
TOSLINK – Simplex		T10TB	60602	Use hybrid cable only *		
TOSLINK – Duplex (Set of 2)		T10TD	60603	Use hybrid cable only *		
Versatile Link – V/Z PIN		T10ZP	60604	Use hybrid cable only *		
VFO – Radiall		T1081	60594	Use hybrid cable only *		

ˣ FoPro ferrule options include 2.5 mm, 1.57 mm (MIL-style 16AWG optical contacts) and 1.25 mm.

* When using a Hybrid Adapter Cable, the instrument UCI adapter and one end of the Hybrid Adapter Cable should be a commonly available connector type. (i.e. FC, SC or ST)

◆ SOC adapter for use only with the 556MT Optical Power Meter on page 84.

90SOC (60687)
SOC adapter tool for easy installation and removal of SOC adapters from instrument interfaces.

fiberSAFE™ USA/Canada Telecom Adapter Kit — SOC and UCI

- Conveniently combines the most popular SOC, UCI and bulkhead mating adapters used in the North American telecommunications market. Enables direct connectivity for Tempo fiberTOOLS® to industry-standard fiber optic connectors.

USA/Canada Telecom Adapter Kit includes:

- FC-PC/APC (wide key) bulkhead/mating adapter.
- ST-PC/APC bulkhead/mating adapter.
- SC-PC/APC bulkhead/mating adapter.
- E2000-PC/APC bulkhead/mating adapter.
- FC/SC hybrid bulkhead adapter.
- FC/ST hybrid bulkhead adapter.
- FC/E2000 hybrid bulkhead adapter.
- Universal 2.5 mm Quick Connect SOC adapter.

CAT. NO.	UPC NO.	DESCRIPTION
956US	60695	USA/Canada Adapter Kit

fiberSAFE™ Worldwide Telecom Adapter Kit — SOC and UCI

- Conveniently combines the most popular SOC, UCI and bulkhead mating adapters used outside the USA and Canada. Enables direct connectivity for Tempo fiberTOOLS to industry-standard fiber optic connectors.

Worldwide Telecom Adapter Kit includes:

- DIN 47256-PC/APC bulkhead/mating adapter.
- FC-PC/APC (wide key) bulkhead/mating adapter.
- SC-PC/APC bulkhead/mating adapter.
- E2000-PC/APC bulkhead/mating adapter.
- FC/DIN hybrid bulkhead adapter.
- FC/SC hybrid bulkhead adapter.
- FC/E2000 hybrid bulkhead adapter.
- Universal 2.5 mm Quick Connect SOC adapter.

CAT. NO.	UPC NO.	DESCRIPTION
956WW	60696	Worldwide Adapter Kit

fiberSAFE™ LAN Adapter Kit — SOC and UCI

- Conveniently combines the most popular SOC, UCI and bulkhead mating adapters used for Local Area Networks (LAN). Enables direct connectivity for Tempo fiberTOOLS to industry-standard fiber optic connectors.

LAN Adapter Kit includes:

- FC-PC/APC (wide key) bulkhead/mating adapter.
- ST-PC/APC bulkhead/mating adapter.
- SC-PC/APC bulkhead/mating adapter.
- SMA 905/906 bulkhead/mating adapter.
- FC/ST hybrid bulkhead adapter.
- ST/SC hybrid bulkhead adapter.
- Universal 2.5 mm Quick Connect SOC Adapter.

CAT. NO.	UPC NO.	DESCRIPTION
956LN	60694	LAN Adapter Kit

Quick Reference Charts for Fiber Testing Applications

FIBER OPTICS MEASUREMENTS MATRIX

APPLICATION	SINGLE-MODE	PAGE NO.	MULTIMODE (GLASS FIBER)	PAGE NO.
Visual Fault Location	T160L 263LX 170XL	86, 87 86 77	T160L 263LX 170XL	86, 87 86 77
Visual Continuity	T160L 263LX 170XL	86, 87 86 77	T160L 263LX 170XL	86, 87 86 77
Measure Optical Power (to +3dBm) (to +27dBm)	522B / 555B 522B-HP / 558B 560XL	83, 84 83, 85 76-79	522B / 555B / 557B 560XL	83, 84 85 76-79
Measure Insertion Loss / Attenuation (Dual Wavelength)	262A + 555B 523B-13/15 560XL +580XL	84, 90 80 76-79	252B + 555B 560XL +570XL	84, 88 76-79
Data Storage Capability	522B / 522B-HP 523B-13/15	83 80	522B / 522B-HP	83

SPECIAL TEST EQUIPMENT FOR MT-RJ INTERCONNECTIONS

APPLICATION	SINGLE-MODE	PAGE NO.	MULTIMODE (GLASS FIBER)	PAGE NO.
Visual Fault Location	263MT	86	263MT	86
Visual Continuity	263MT	86	263MT	86
Measure Optical Power	556MT	84	556MT	84
Measure Insertion Loss	262A + 556MT	84, 90	255MT / 257MT + 556MT 60576MT / 60556MT	84, 90 82

SPECIAL TEST EQUIPMENT FOR PLASTIC OPTICAL FIBER (POF)

APPLICATION	MULTIMODE (1 MM POF)	PAGE NO.
Visual Fault Location	253B	89
Visual Continuity	253B	89
Measure Optical Power	557B	85
Measure Insertion Loss	253B + 557B	85, 89

TIA-568B and FOTP-171A Certified Reference Cables

572J

- Ensures accurate measurements for repeatable and reproducible testing to the latest industry standards.

Meets and/or exceeds the latest industry standards including:

- TIA/EIA-455-171 (FOTP-171A), issued June, 2001.
- TIA-568B, TIA-562-7 (OFSTP-7) and TIA-526-14 (OFSTP-14) for optical link testing.
- TIA-455-171 (FOTP-171, Attenuation) and TIA-455-8 (FOTP-8, Return Loss) for cable assembly testing.
- Corresponding IEC measurement standards.

SPECIFICATIONS

Ferrule OD	2.4990 ±0.0005 mm
Fiber to Ferrule Eccentricity	≤ 0.25µm (SM) and ≤ 3µm (MM)
Insertion Loss	≤ 0.15dB (SM, 1310/1550nm) and ≤ 0.25dB (MM, 850/1300nm)
Return Loss	≥ 55dB (SM, 1310/1550nm) and ≥ 40dB (MM, 850/1300nm)
Beam Exit Angle	≤ 0.25° (SM) and ≤ 0.5° (MM)
Standard Length	3 m

STANDARD REFERENCE CABLES (TYPE A TO TYPE B)

DESCRIPTION	CAT NO.	UPC NO.	DESCRIPTION	CAT NO.	UPC NO.	CAT NO.	UPC NO.
Single-mode Reference Cables:			Multimode Reference Cables:	50/125		62.5/125	
FC-PC to FC-PC	562K-101	60658	FC-PC to FC-PC	562K-105	60659	562K-106	60660
ST-PC to ST-PC	563K-101	60661	ST-PC to ST-PC	563K-105	60662	563K-106	60663
SC-PC to SC-PC	566K-101	60664	SC-PC to SC-PC	566K-105	60665	566K-106	60666
E2000-PC to E2000-PC	56E2-101	60667	E2000-PC to E2000-PC	56E2-105	60668	56E2-106	60669
LC-PC to LC-PC	56LC-LFM	60670	LC-PC to LC-PC	56LC-LM5	60671	56LC-LM6	60672
MU-PC to MU-PC	56MU-LFM	60673	MU-PC to MU-PC	56MU-LM5	60674	56MU-LM6	60675

HYBRID REFERENCE CABLES (FC-PC TO TYPE A)

DESCRIPTION	CAT NO.	UPC NO.	DESCRIPTION	CAT NO.	UPC NO.	CAT NO.	UPC NO.
Single-mode Reference Cables:			Multimode Reference Cables:	50/125		62.5/125	
FC-PC to FC-APC	572J-101	60680					
FC-PC to SC-APC	576J-101	60681					
FC-PC to E2000-APC	57E8-101	60682					
FC-PC to LC-PC	57LC-LFM	60733	FC-PC to LC-PC	57LC-LM5	60734	57LC-LM6	60735
FC-PC to MU-PC	57MU-LFM	60736	FC-PC to MU-PC	57MU-LM5	60737	57MU-LM6	60738

262A

To measure attenuation of SM links with APC polished connectors, use our 262A Dual Wavelength Laser Source (see page 90) with the APC-108 FC UCI Adapter (see page 92) and a Hybrid Reference Cable. Use same hybrid reference cable approach for LC-PC and MO-PC connectors.

NOTES:

Electrical Tester

- Hassle free, automatic measurement of voltage and resistance.
- Low impedance eliminates stray or “ghost” voltage readings.
- AC/DC voltage measurements.
- Autoranging for quick, convenient measurements.
- Non-contact voltage detection for identifying live lines without contacting conductors.
- Auto shut-off for longer battery life.
- Low battery indicator.
- Resistance measurement.
- Audible continuity test.
- Data hold to capture measurements.
- High impedance AC/DC voltage measurement capability for load-sensitive circuits.
- Capacitance measurement.
- Diode Test.
- Low resistance range with fast continuity test.
- Enhanced accuracy.
- Auto and manual range selection.
- U.S. Patent 491,084.
- Accessories Included: (1) 9V battery, test leads and carrying case.
- Lifetime Limited Warranty

CAT. NO.	UPC NO.	DESCRIPTION
GT-540	07749	Multifunction Electrical Tester
11373	11373	Replacement Test Leads

SPECIFICATIONS	
Voltage Measurement	6.000, 60.00, 600.0, 1000V
Resistance measurement	600.0Ω; 6.000, 60.00, 600.0 KΩ; 6.000 MΩ
Capacitance	100.0, 1000 nF; 10.00, 100.0, 2000 µF
Display	6000-count LCD
Measurement category	CAT IV, 1000V, CAT III, 1000V

Electrical Tester

- Hassle free, automatic measurement of voltage and resistance.
- Low impedance eliminates stray or “ghost” voltage readings.
- AC/DC voltage measurements.
- Autoranging for quick, convenient measurements.
- Non-contact voltage detection for identifying live lines without contacting conductors.
- Auto shut-off for longer battery life.
- Low battery indicator.
- Resistance measurement.
- Audible continuity test.
- Data hold to capture measurements.
- U.S. Patent 491,084.
- Accessories Included: (1) 9V battery, test leads and carrying case.
- Lifetime Limited Warranty

CAT. NO.	UPC NO.	DESCRIPTION
GT-220	07748	Electrical Tester
11373	11373	Replacement Test Leads

SPECIFICATIONS	
Voltage Measurement	6.000, 60.00, 600.0, 1000 V
Resistance measurement	6.000, 60.00, 600.0 KΩ; 6.000 MΩ
Display	6000-count LCD
Measurement category	CAT IV, 1000V; CAT III, 1000V

GT-95 Voltage Tester

- AC/DC voltage and polarity measurement.
- LCD and dual color LEDs for convenience.
- Selectable SHAKER feature when measuring AC voltage.
- Overvoltage warning gives user visual notification that voltage levels have exceeded 1000V AC/ 380V DC.
- Auto-hold automatically activates when tester is removed from voltage reading.
- Continuity test and single probe detection of live conductors for added flexibility.
- Safe, non-contact voltage detection.
- GFCI test capability eliminates the need for additional testers.
- Visual and audible continuity.
- Lifetime Limited Warranty

CAT. NO.	UPC NO.	DESCRIPTION
GT-95	09027	Voltage Tester, LCD & GFCI

SPECIFICATIONS

Voltage Detection	19 to 1000V AC, 5 to 1000V DC
Continuity Verification	0 to 50 kΩ
Frequency	DC, 45-65 Hz
GFCI	7.5 mA nominal at 120V AC
Measurement Category	CAT IV, 600V; CAT III, 1000V

GT-65 Voltage Tester

- AC/DC voltage and polarity measurement.
- Continuity test and single probe detection of live conductors for added flexibility.
- Overvoltage warning gives user visual notification that voltage levels have exceeded 1000V AC/ 380V DC.
- Safe, non-contact voltage detection.
- Auto-hold automatically activates when tester is removed from voltage reading.
- Visual and audible continuity.
- Lifetime Limited Warranty

CAT. NO.	UPC NO.	DESCRIPTION
GT-65	09025	Voltage Tester

SPECIFICATIONS

Voltage Detection	19 to 1000V AC, 5 to 1000V DC
Continuity Verification	0 to 50 kΩ
Frequency	DC, 45-65 Hz
Measurement category	CAT IV, 600V; CAT III, 1000V

Automatic Electrical Tester

CAT III c UL us CE LISTED

- Hassle free, automatic measurement of amperage, voltage, and resistance.
- Compact design for measuring in tight spaces.
- 400A AC, 600V AC/DC measurement.
- Data hold to capture important readings.
- Auto shut-off for longer battery life.
- Accessories included: (1) 9 V battery, test leads, carrying case.
- Lifetime Limited Warranty.

CAT. NO.	UPC NO.	DESCRIPTION
CMT-80	07735	Electrical Tester
11372	11372	Replacement Test Leads

SPECIFICATIONS

Amperage Measurement	0.6 - 400.0A AC
Voltage Measurement	AC V: 1.3-600.0V; DC V: 1.8-600.0; -0.6 to -600.0V
Resistance	2000Ω with continuity beeper
Display	6000-count LCD
Jaw Opening	1.06" (27 mm)
Measurement Category	Cat III, 600V

Non-Contact Voltage Detector

CAT IV c UL us CE LISTED

- Fast, easy, non-contact voltage detection.
- Bright LED and audible alarm if voltage is present.
- ON/OFF switch for longer battery life.
- Use to detect the presence of voltage at outlets, lighting fixtures, circuit breakers, wires and cables or to find a break in a wire.
- Comfort grip to ease fatigue.
- Convenient pen size fits into pocket or tool pouch.
- Replace batteries quickly by pressing the release lever and twisting the top of the tester.
- Accessories Included: (2) 1.5V AAA batteries.
- U.S. Patent #D500,799. Canadian Patent #105567.
- Lifetime Limited Warranty.

CAT. NO.	UPC NO.	DESCRIPTION
GT-11	09022	Non-Contact Voltage Detector

SPECIFICATIONS

Voltage Detection:	AC V 50-1000
Frequency:	50-500Hz
Measurement Category:	Cat IV, 1000 V

Non-Contact Low Voltage Detector

CAT III c UL us CE LISTED

- Use to detect voltage in low voltage applications ranging from 12-90 volts AC.
- Safe, non-contact voltage detection.
- Bright LED and audible alarm sound if voltage is present.
- On/Off switch for longer battery life.
- Convenient pen-size device easily fits into pockets or tool pouches
- Lifetime Limited Warranty.

CAT. NO.	UPC NO.	DESCRIPTION
GT-15	09023	Non-Contact Low Voltage Detector (12-90V)

SPECIFICATIONS

Voltage Detection:	12-90VAC
Frequency:	50-500 Hz
Measurement Category:	CAT III, 300V

Polarity Cubes

GT-10
- Use to trouble shoot 120 V AC grounded outlets.
- Light sequence indicates correct/incorrect wiring.

GT-10GFI
- Use to trouble shoot 120 V AC grounded outlets and test GFCI receptacles.
- Light sequence indicates correct/incorrect wiring.

CAT. NO.	UPC NO.	DESCRIPTION
GT-10	12124	Cube, Polarity
GT-10GFI	12125	Tester, Circuit GFI

TK-30 Basic Electrical Kit

DM-20
- Use to measure voltage and check batteries.
- Great for measuring current of small electronic circuits.
- Includes elsatomer boot to protect meter from damage.
- AC/DC voltage, DC amperage measurement.
- Built-in test leads, no loose parts to lose.
- Resistance measurement.
- Audible continuity and diode tests.
- Tests 1.5 V and 9 V batteries.
- Lifetime Limited Warranty.

GT-11
- Use to detect voltage in outlets, lighting fixtures, circuit breakers, wires and cables or to find a break in a wire.
- Safe, non-contact voltage detection.
- Bright LED and audible alarm sound if voltage is present.
- On/Off switch for longer battery life.
- Convenient pen-size device easily fits into pockets or tool pouches.

GT-10
- Use to troubleshoot 120V AC grounded outlets.
- Light sequence indicates correct / incorrect wiring.

CAT. NO.	UPC NO.	DESCRIPTION
TK-30	12127	Electrical Kit, Basic

SPECIFICATIONS	
DM-20	See Page 102
GT-11	See Page 100
GT-10	See Above

Manual Ranging Multimeter

- A perfect choice for residential and light commercial use.
- Includes elastomer boot to protect meter from damage.
- AC/DC voltage, AC/DC amperage measurement.
- Resistance measurement.
- Audible continuity and diode tests.
- Frequency measurement in voltage mode.
- Data hold to capture measurement.
- Max feature for added versatility.
- Lifetime Limited Warranty.

CAT. NO.	UPC NO.	DESCRIPTION
DM-60	12040	DMM, 600V AC/DC

SPECIFICATIONS	
Amperage Measurement	200.0 µA; 2.000, 20.00, 200.0 mA; 10.00 A
Voltage Measurement	200.0 mV; 2.000, 20.00, 200.0; 600V
Resistance Measurement	200.0 Ω; 2.000, 20.00, 200.0 kΩ; 2.000, 20.00 MΩ
Frequency Measurement	2 k to 10 MHz
Measurement Category	CAT III, 300V; CAT II, 600V

Manual Ranging Multimeter

- Multi-purpose meter for most electrical needs.
- Includes elastomer boot to protect meter from damage.
- AC/DC voltage, DC amperage measurement.
- Temperature measurement- using type k thermocouple.
- Audible continuity and diode tests.
- Tests 1.5V and 9V batteries.
- Lifetime Limited Warranty.

CAT. NO.	UPC NO.	DESCRIPTION
DM-40	12039	DMM, 300V AC/DC w/ temp

SPECIFICATIONS	
Amperage Measurement	DC A: 20.00, 200.0 mA
Voltage Measurement	AC V: 200.0, 600 V; DC V: 200.0, 2000 mV; 20.00, 200.0, 600 V
Resistance Measurement	200.0, 2000 Ω,, 20.00, 200.0 kΩ,; 20.00 MΩ,
Temperature Measurement	-40 to 1832 ˚F, (-40 to 1000 ˚C)
Measurement Category	CAT III, 300V; CAT II, 600V

Manual Ranging Multimeter

- Use to measure voltage and check batteries.
- Great for measuring current of small electronic circuits.
- Includes elastomer boot to protect meter from damage.
- AC/DC voltage, DC amperage measurement.
- Resistance measurement.
- Audible continuity and diode tests.
- Tests 1.5V and 9V batteries.
- Lifetime Limited Warranty.

CAT. NO.	UPC NO.	DESCRIPTION
DM-20	12037	DMM, 300V AC/DC

SPECIFICATIONS	
Amperage Measurement	DC A: 2000 µA; 20.00, 200.0 mA
Voltage Measurement	AC V: 200.0, 300 V, DC V: 200.0, 2000 mV; 20.00, 200.0, 300 V
Resistance Measurement	200.0, 2000 Ω,, 20.00, 200.0, 2000 kΩ,
Measurement Category	CAT II, 300V

PDMM-20 Pocket Multimeter

CAT III CAT II c UL us LISTED

- Auto-select mode for hassle-free use.
- Low impedance eliminates stray or “ghost” voltage readings.
- AC/DC voltage measurement.
- Hassle-free, automatic measurement of voltage and resistance.
- Autoranging for quick, convenient measurements.
- Non-contact voltage detection for identifying live lines without contacting conductors.
- Intelligent Auto-Off for longer battery life.
- Low battery indicator.
- Resistance measurement.
- Audible continuity test.
- Frequency measurement in voltage mode.
- Capacitance measurement.
- 6000-count LCD for high resolution.
- Accessories included: (1) 3 V battery (CR2032), carrying case.
- Lifetime Limited Warranty.

CAT. NO.	UPC NO.	DESCRIPTION
PDMM-20	11689	Pocket Multimeter

SPECIFICATIONS

Voltage Measurement	6.000, 60.00, 450.0 V
Resistance Measurement	600.0Ω; 6.000, 60.00, 600.0 kΩ; 6.000 MΩ
Capacitance	100.0, 1000 nF; 10.00, 100.0 µF
Display	6000-count LCD
Measurement Category	CAT II, 450 V; CAT III 300 V

TRMS Digital Multimeter

CAT III CE CAT IV c UL us LISTED

- True RMS for no compromise accuracy when harmonics are present.
- Large LCD for easy viewing.
- AC/DC voltage, AC/DC amperage measurement.
- Non-contact voltage detection for identifying live lines without contacting conductors.
- Easy viewing, backlit display.
- Auto shut-off for longer battery life.
- Low battery indicator.
- Resistance measurement.
- Audible continuity and diode tests.
- Frequency measurement.
- Capacitance measurement.
- Data hold to capture measurement.
- 6000-count LCD for high resolution.
- Min/Max feature for added versatility.
- Audible input alert warns user if leads are in incorrect position.
- Lifetime Limited Warranty.

CAT. NO.	UPC NO.	DESCRIPTION
DM-350	11871	DMM, 1000V 10A RMS BL

SPECIFICATIONS

Amperage Measurement	600.0, 2000 µA; 6.000, 10.00 A
Voltage Measurement	600.0 mV; 6.000, 60.00, 600.0, 1000V
Resistance Measurement	600.0 Ω; 6.000, 60.00, 600.0 kΩ; 6.000, 60.00 MΩ
Frequency Measurement	40 Hz minimum, 100 Hz to 60 kHz maximum, depending on function and range
Capacitance	600.0 nF; 6.000, 60.00, 600.0, 2000 µF
Display	6000-count LCD
Measurement Category	CAT IV, 600V; CAT III, 1000V

TRMS Digital Multimeter

- True RMS for no compromise accuracy when harmonics are present.
- Large LCD for easy viewing.
- AC/DC voltage, AC/DC amperage measurement.
- Non-contact voltage detection for identifying live lines without contacting conductors.
- Auto shut-off for longer battery life.
- Low battery indicator.
- Resistance measurement.
- Audible continuity and diode tests.
- Frequency measurement.
- Capacitance measurement.
- Data hold to capture measurement.
- 6000-count LCD for high resolution.
- Min/Max feature for added versatility.
- Audible input alert warns user if leads are in incorrect position.
- Lifetime Limited Warranty.

CAT. NO.	UPC NO.	DESCRIPTION
DM-330	11870	DMM, 1000V 10A RMS

SPECIFICATIONS	
Amperage Measurement	6.000, 10.00 A
Voltage Measurement	600.0 mV; 6.000, 60.00, 600.0, 1000V
Resistance Measurement	600.0 Ω; 6.000, 60.00, 600.0 kΩ; 6.000, 60.00 MΩ
Frequency Measurement	40 Hz minimum, 100 Hz to 60 kHz maximum, depending on function and range
Capacitance	600.0 nF; 6.000, 60.00, 600.0, 2000 µF
Display	6000-count LCD
Measurement Category	CAT IV, 600V; CAT III, 1000V

Averaging Digital Multimeter

- Use to measure voltage, resistance, current and continuity.
- Excellent for measuring AC voltage of electrical circuits.
- AC/DC voltage, AC/DC amperage measurement.
- Non-contact voltage detection for identifying live lines without contacting conductors.
- Auto shut-off for longer battery life.
- Low battery indicator.
- Resistance measurement.
- Audible continuity and diode tests.
- Frequency measurement.
- Capacitance measurement.
- Data hold to capture measurement.
- 6000-count LCD for high resolution.
- Min/Max feature for added versatility.
- Audible input alert warns user if leads are in incorrect position.
- Lifetime Limited Warranty.

CAT. NO.	UPC NO.	DESCRIPTION
DM-310	11869	DMM, 1000V 10A AVG

SPECIFICATIONS	
Amperage Measurement	6.000, 10.00 A
Voltage Measurement	600.0 mV; 6.000, 60.00, 600.0, 1000V
Resistance Measurement	600.0 Ω; 6.000, 60.00, 600.0 kΩ; 6.000, 60.00 MΩ
Frequency Measurement	40 Hz minimum, 100 Hz to 60 kHz maximum, depending on function and range
Capacitance	600.0 nF; 6.000, 60.00, 600.0, 2000 µF
Display	6000-count LCD
Measurement Category	CAT IV, 600V; CAT III, 1000V

TRMS Digital Multimeter

- Use to measure voltage, resistance, and continuity.
- Excellent for measuring AC voltage of electrical circuits.
- AC/DC voltage measurement.
- Non-contact voltage detection for identifying live lines without contacting conductors.
- True RMS for the most accurate measurement when harmonics are present.
- Auto shut-off for longer battery life.
- Low battery indicator.
- Resistance measurement.
- Audible continuity and diode tests.
- Data hold to capture measurement.
- 6000-count LCD for high resolution.
- Min/Max feature for added versatility.
- Lifetime Limited Warranty.

CAT. NO.	UPC NO.	DESCRIPTION
DM-300	11868	DMM, 1000V RMS

SPECIFICATIONS	
Voltage Measurement	600.0 mV; 6.000, 60.00, 600.0, 1000V
Resistance Measurement	600.0 Ω; 6.000, 60.00, 600.0 kΩ; 6.000, 60.00 MΩ
Display	6000-count LCD
Measurement Category	CAT IV, 600V; CAT III, 1000V

600A AC/DC True RMS Clamp Meter

- True RMS for the most accurate measurement when harmonics are present
- AC/DC amperage, AC/DC voltage, frequency and resistance measuring capability.
- Dual Hall sensor for DC amperage accuracy.
- Easy-to-read backlit display for use in low light conditions.
- Peak and data hold to capture measurement.
- MIN/MAX feature for added versatility.
- Analog bar graph to view quick changes.
- Auto zero for DCA measurement.
- Selectable Auto shut-off for longer battery life.
- Accessories included: (1) 9V battery, test leads, carrying case.
- Lifetime Limited Warranty.

CAT. NO.	UPC NO.	DESCRIPTION
CM-950	07700	AC/DC True RMS Clamp Meter
CM-950-C*	10859*	AC/DC True RMS Clamp Meter

** Includes Certificate of Calibration*

SPECIFICATIONS	
Amperage Measurement	400.0, 600A
Voltage Measurement	400.0, 600V
Resistance	400.0Ω
Frequency	0.400kHz
Display	4000 count LCD
Jaw Opening	1.38" (35 mm)
Measurement Category	Cat III, 600V

600A AC True RMS Clamp Meter

- True RMS for the most accurate measurement when harmonics are present.
- AC amperage, AC/DC voltage, frequency and resistance measuring capability.
- Easy-to-read backlit display for use in low light conditions.
- Peak and data hold to capture measurement.
- MIN/MAX feature for added versatility.
- Analog bar graph to view quick changes.
- Selectable Auto shut-off for longer battery life.
- Accessories included: (1) 9V battery, test leads, carrying case.
- Lifetime Limited Warranty.

CAT. NO.	UPC NO.	DESCRIPTION
CM-850	07666	True RMS Clamp Meter
CM-850-C*	10857*	True RMS Clamp Meter

** Includes Certificate of Calibration*

SPECIFICATIONS	
Amperage Measurement	AC 400.0, 600A
Voltage Measurement	400.0, 600V
Resistance	400.0Ω
Frequency	0.400kHz
Display	4000 count LCD
Jaw Opening	1.34" (34mm)
Measurement Category	Cat III, 600V

AC Clamp-on Meter

- Both AC amperage and AC/DC voltage measurement.
- Resistance measurement up to 2000Ω.
- Auto power off for longer battery life.
- Accessories included: (1) 9V Battery, test leads, carrying case.
- Lifetime Limited Warranty.

CAT. NO.	UPC NO.	DESCRIPTION
CM-600	07593	AC/DC Clamp-on Meter
CM-600-C*	07625*	AC/DC Clamp-on Meter

** Includes Certificate of Calibration*

SPECIFICATIONS	
Amperage Measurement	600A AC
Voltage Measurement	600V
Display	3-1/2-digit LCD, 2000-count
Resistance	2000Ω
Jaw Opening	1.38" (35 mm)
Measurement Category	Cat III, 600V

Clamp-on Meter

- AC current measuring capability up to 400 amps.
- Compact size, fits easily into tool pouch.
- Data hold and Max hold to capture important readings.
- 2000 Count LCD.
- Lifetime Limited Warranty.

CAT. NO.	UPC NO.	DESCRIPTION
CM-330	11865	Clampmeter, 400A AC

SPECIFICATIONS	
Amperage Measurement	20.00, 200.0, 400 A
Display	2000 count LCD
Jaw Opening	1.06" (27 mm)
Measurement Category	CAT III 600 V per UL 61010B-1

Auto-Function True RMS Electrical Tester

CAT IV CAT III
CE c UL us LISTED

- Hassle free, automatic measurement of amperage, voltage and resistance.
- True RMS for the most accurate measurement when harmonics are present.
- Easy viewing, auto-illuminating backlit display.
- Auto shut-off for longer battery life.
- Resistance measurement.
- Audible continuity test.
- Data hold to capture measurements.
- 10,000 count LCD for high resolution.
- Lifetime Limited Warranty.

CAT. NO.	UPC NO.	DESCRIPTION
CMT-90	12123	Tester, Electrical 1000V, 600A

SPECIFICATIONS	
Amperage Measurement	AC A 0.6 to 600.0
Voltage Measurement	AC V 1.3 to 999.9, DC V 1.8 to 999.9; -0.6 to -999.9
Resistance Measurement	2000Ω
Display	10,000 count LCD
Jaw Opening	1.34" (34 mm)
Measurement Category	CAT IV, 600 V; CAT III, 1000 V

TG-600 Infrared Thermometer

CE

- Safe, non-contact temperature measurement.
- Laser indicates approximate center of the target area.
- Displays temperatures in either Fahrenheit or Celsius.
- Auto power off for longer battery life.
- Easy-to-read backlit display for use in low light conditions.
- Accessories included: (1) 9V battery and carrying case.
- Lifetime Limited Warranty.

CAT. NO.	UPC NO.	DESCRIPTION
TG-600	09031	Infrared Thermometer

SPECIFICATIONS	
Optical Resolution	12:1 at focus point
Target Temperature Range:	-4°F to 932°F (-20°C to 500°C)
Accuracy:	±2% or 4°F (±2°C) whichever is greater
Repeatability:	Within ±1% of reading or ±2°F (1°C) whichever is greater
Response Time:	500 ms, 95% response
Emissivity:	Preset at 0.98

THH-100 Infrared Thermometer

CE

- Safe, non-contact temperature measurement of terminals, lugs, motors and circuit breakers.
- Accurate, easy laser targeting makes it quick and easy to aim precisely.
- Convenient display hold.
- Reads in either Celsius or Fahrenheit.
- Accessories included: (2) 1.5V AAA batteries and carrying case.
- Lifetime Limited Warranty.

CAT. NO.	UPC NO.	DESCRIPTION
THH-100	09030	Handheld Infrared Thermometer

SPECIFICATIONS	
Target Temperature Range:	0°F-600°F (-18°C to 315°C)
Accuracy:	± 2.5% of reading or ± 2.5°C (±5°F), whichever is greater
Repeatability:	±1% of reading or ±1°C (±2°F), whichever is greater.
Response Time:	500ms, 95% response
Spectral Response:	7-14
Emissivity:	Fixed at 0.95
Optics:	6:1

USA Tel: 800.435.0786 Fax: 800.451.2632
Canada Tel: 800.435.0786 Fax: 800.524.2853
International Tel: +1.815.397.7070 Fax: +1.815.397.9247

NOTES:

ALPHANUMERICAL PRODUCT INDEX

Abrasion Shield..... 7
AD-108..... 92
Adapter Cleaning Wands 72
AdapToner Kit 44
AdapToner Modular Breakout Tone Generator..... 39
Advanced Optical Power Meters 83
Advanced Single-Mode Optical Loss Test Set... 80
AE2-10..... 92
AHP-10..... 92
Alarm Loop Verifier/Tone Generator..... 41
AMS-00..... 92
AMT-10 92
APC-108..... 92
ASC-108..... 93
ASM-90..... 93
AT8..... 39, 51, 53
AT8K..... 44
AT8L..... 40
AT8LK..... 45
ATS-108 93
AU-250..... 92
Auto-Function True Rms Electrical Tester 107
Automatic Electrical Tester..... 100
Averaging Digital Multimeter 104
Bare Fiber Adapter..... 87
Basic Electrical Kit..... 101
Bit Extensions..... 4
BLL-200 56
BNC Coaxial Connectors 35
Breakaway Swivels 19
Buried Line Locator 56
CA1 9
Cable Anchor..... 9
CableCaster 11
Cable Cutter..... 23
Cable Pulling Lubricant.. 18
Cable Roller Guide 9
CableScout™ TV220TDR 67
CableScout™ TV90 66
Cable Splicer's Knife..... 24
Cable Tie Guns..... 21
Cable TV Coax Termination and Test Kit..... 51
Cable TV Coax Termination Kit..... 50
Cabling Pouch..... 46
Category 5 Data Termination and Test Kit..... 52
CATV/UTP Stripper 26
CATV Cable Stripper..... 26
CATV Cable Tone Test Kit..... 45
Center Conductor Cutter 23
Ceramic Kevlar® Cutter.. 69
Certified Reference Cables..... 96
Clamp Meter 105, 106
Classic 77 Series Tone Generators..... 38
Clear Lube..... 18
Clip-On Twisted Pair Kit . 50
CLR-1..... 18
CLR-5..... 18
CLR-Q..... 18
CM-330..... 106, 107
CM-600..... 106
CM-600-C*..... 106
CM-850..... 106
CM-850-C*..... 106
CM-950..... 105
CM-950-C 105
CMT-80 100
CMT-90 107
Coax/Twisted Pair LAN Termination and Test Kit..... 51
Coax Connector Insertion Tool 27
Coaxial Cable Tester 48
Coax Stripper..... 25
Combination Drill/Tap Bits 2
Compression Crimping Tool 27
Connector Cleaning Systems..... 72
CR25 9
D'VersiBIT® Starter Kit 6
D'VersiBIT® System 6
D'VersiBIT® Placement Tool 7
D'VersiBIT® System 5
Data Cable Caddy 20
Data Mate® Precision Tracing Tone Generator 41
DBITKIT..... 6
Die Sets for:
Coaxial Connectors..... 31
Insulated & Non-Insulated Terminals 32
Modular Plugs..... 32
Open Barrel Contacts System..... 32
DM-20..... 101, 102
DM-300..... 105
DM-310..... 104
DM-330..... 104
DM-350..... 103
DM-40..... 102
DM-60..... 102
DM-800..... 54
DTAP1/4-20..... 2
DTAP10-24..... 2
DTAP10-32..... 2
DTAP12-24..... 2
DTAP3/8-16..... 2
DTAP5/16-18..... 2
DTAP6-32..... 2
DTAP8-32..... 2
DTAPKIT 2
DTAPKITM 2
DTAPM10C..... 2
DTAPM3C..... 2
DTAPM4C..... 2
DTAPM5C..... 2
DTAPM6C..... 2
DTAPM8C..... 2
Dual Wavelength Laser Source..... 90
Dual Wavelength LED Source 88
EK21011 30
EK21012 30
EK21022 30
Electrical Tester 98
Electrician's Scissors..... 24
EML100..... 58
Extensions 8
F-Style Coaxial Connectors System..... 34
F-Style Connectors 34
Fault Locators and Light Detectors 86
FC-PC and MT-RJ Visual Fault Finders..... 86
Fiber-Gel 18
Fiberglass Fish Tapes 14
Fiber Optic:
Buffer Stripper..... 70
Cable Puller 17
Carbide-Tipped Scribe 69
Co-Polymer Polishing Puck..... 71
Consumables Kit..... 72
Cut and Strip Kit 74
Hand Tools Kit..... 73
Inspection Microscope 72
Instrument Adapters 92, 93
Kevlar® Shears 69
Polishing Pad..... 72
Power Meter 76
Stainless Steel Polishing Puck 71
Termination Kit..... 73
fiberSAFE™ LAN Adapter Kit..... 94
fiberSAFE™ USA/Canada Telecom Adapter Kit.... 94
fiberSAFE™ Worldwide Telecom Adapter Kit..... 94
Fiber Testing Applications..... 95
fiberTOOLS™ Carrying Cases 91
fiberTOOLS™ MT-RJ Optical Loss Test Sets..... 82
fiberTOOLS™ Multimode Optical Loss Test Sets. 82
fiberTOOLS™ Single-Mode Optical Loss Test Sets. 81
FIBR-1..... 18
FIBR-5..... 18
FIBR-Q 18
Filter Probe 43
Fish Poles 11
Fish Stix..... 10
Fish Tape Power Winder 16
Flat-Steel Fish Tape..... 13
Flat Telephone Cable Cutter/Stripper..... 25
Flex-O-Twist 15, 16
Flexible Fish Tape Leader..... 16
Flexible Steel Fish Tapes..... 15
Folding Hand Caddy..... 19
FOTP-171A..... 96
FP12..... 11
FP18..... 11
FP24..... 11
Gator® Plus 30
Ge MT-RJ Optical Power Meter 84
Glo Stix 10
GT-10 101
GT-10GFI..... 101
GT-11 ..... 100, 101
GT-15 100
GT-220 98
GT-540 98
GT-65 99
GT-95 99
Hand Truck..... 20, 21
High Intensity InGaAs Optical Power Meter... 85
Inductive Amplifiers..... 42
Infrared Thermometer.. 107
InGaAs Optical Power Meter 84
KK35SGL..... 30
Kwik Cycle..... 21, 70
Kwik Cycle® 8" Crimp Tool for Fiber Optic Connectors 70
Kwik Cycle® 9" Crimp Frame..... 30
Kwik Cycle® 9" Crimp Tool for Fiber Optic Connectors 71
Kwik Cycle® 9" Interchangeable Die Sets 31, 32
Kwik Silver..... 12
Kwik Stripper..... 25, 26
LAN Toner..... 40
LAN Toner Kit 45
Laser Source..... 77
Laser Sources..... 90
LED Source 76
LED Sources 88
Load Coil Detector 64
Manual Ranging Multimeter 102
Marker-Mate®..... 58
MCTAP 67
MCTAP Waveform Analysis Software for TV220..... 67
MM 50/125 82
Modular Plugs..... 33
MT-RJ Dual Channel LED Sources 89
Multi-Filter Tone Probe .. 43
Multimode and Singlemode Fiber Optic Test Set..... 79
Multimode Fiber Optic Test Set..... 78
Nail Eater II® Wood Boring Bits..... 4
Non-Contact Low Voltage Detector 100
Non-Contact Voltage Detector..... 100
Nylon Fish Tapes..... 15
Omni Marker™ 58
Optical Loss Test Set..... 75
Optical Loss Test Sets.... 80
Optical Power Meters 83
P-Phone Adapters..... 61
PairMapper® Wiremap Kit 47
PDMM-20..... 103
PE2003 57
PE290-00..... 61
PE290-01..... 61
PE290-02..... 61
PE290-04..... 61
PE620 41
PE7780 41
PE810 60
PE830 61
PE 900 Series Telephone Test Sets 60
PE901 60
PE902 60
PE930 ..... 53, 54, 60
PE945 60
PE961 60
PM-400K..... 47, 53
Pocket-Light Flashlight.. 11
Pocket Cable Stripper..... 27, 69, 70
Pocket Multimeter 103
Polarity Cubes..... 101
Polyester Measure/Pulling Tapes 18
Poly Line 17
PON Optical Loss Test Set..... 74
Precision Tone Generator 64
Premium Tone and Probe Kit..... 44
Pro-Plus Wire Stripper... 70
Professional GX Series Tone Generators..... 39
Professional Installation Kit..... 53
Professional Tone and Probe Kit..... 44
Pro Wire Strippers..... 24
PT-C01 24
PT-K01 24
PT-T01 ..... 24, 53, 54
PT-T02 ..... 24, 50, 53, 54
Pulser Fault Locator..... 57
Punchdown Tool..... 28
Quick Change Hole Saw Kit 2
R436-10..... 15
R436-5..... 15
R438-10..... 12
R438-10SS..... 13
R438-20..... 12
R438-20SS..... 13
R438-5..... 12
R438-BM..... 12
R438B..... 12
R538-10..... 13
R538-20..... 13
R540-100..... 14
RAM1 30
Replacement:
Blades for the Punchdown Tool..... 28
Metal Tips 43
Piercing Clips..... 38
Plastic Tips..... 43
Retractable Saw 8
RMT-1 43
Rope Clevis..... 19
RPC..... 38
RPT-1 43
RPT-2 43
Security and Alarm Kit... 45
Self-Feeding Spade Bits.. 3
SensoLITE® Visible/Invisible Light Detector..... 87
Sidekick® 7B..... 62
Sidekick® Plus 63
Sidekick® T&N 62
Sidekick® T&ND 62
Sidekick® V.O.C. 63
Silicon Optical Power Meter 85
Silver Streak 13
Singlemode Fiber Optic Test Set..... 78
Single Wavelength 650nm LED Source 89
Single Wavelength Laser Sources..... 91
Smart Optical Loss Test Set..... 75
SOC..... 92, 93, 94
Spade Bits 3
SpeedFlex..... 16
Stainless Steel Fish Tapes..... 13
Steel Fish Tapes..... 12, 13
Sure Signal®..... 47
T-Bug® Digital Signal Identifier 67
T1001..... 92
T1010..... 92
T1020..... 92
T1025..... 92

T1026 92
T1030 93
T1038 93
T1040 92
T1047 93
T1050 92
T1057 93
T1081 93
T1086 92
T1087 93
T1089 92
T10E0 92
T10E2 92
T10LC 92
T10MU 93
T10TB 93
T10TD 93
T10ZP 93
T13A2 93
T13AF 93
T160L 86, 87, 95
Tele-Mate® Communication Test Set 60
Tele-Mate® Pro Telephone Test Set 61
Telecom Field Technician Kit 54
Telecom Technician Kit 53
Telephone Ratchet Crimper 29
TelScout® TS100 65
TelScout® TS90 66
Terminal Crimping Tool 30
TG-600 107
THH-100 107
TIA-568B 96
TK-30 101
Tone and Probe Carrying Case 46
Tone Generators 38, 39
Tone Test Set 40
Tracker II 56
TRMS Digital Multimeter 103, 104, 105
TS100-01 65
TS90 66
TurTEL Modular Adapters/Polarity Tester 61
TV220 67
TV90 66
Twisted Pair Stripper 26
UCI 92, 93, 94
Uni Marker™ 59
Visual Fault Finder 77, 87
Voice and Category 5 Data Termination Kit 52
Voice Tagger 48
Voltage Tester 99
VS1-2 36
VS1-3 36
VS1-4 36
VS1 Series Splitters 36
Wire and Cable Pulling Grips 7
Wire Cart 20, 21
Wire Finder/Mini Locator 57
Wiremap Tester 47
Wire Strippers/Cutter 24
XFC-59-10 34
XFC-59-100 34
XFC-59-50 34
XFC-6-10 34
XFC-6-100 34
XFC-6-50 34
XFC-6Q-10 34
XFC-6Q-100 34
XFC-6Q-50 34
XFC Series Weatherproof Compression F-Style Connectors 34
00170 12
00171 12
00172 12
01202 19
01205 21
01207 21
01228 20
0134-0500 67
0140-0022 58
0160-0001-1 58
0161-0001-1 58
0162-0001-1 58
0163-0001-1 58
01630 6
0164-0001-1 58
0165-0001-1 58
01664 15
0168-0001-1 58
01696 13
0170-0001-1 59
0171-0001-1 59
0172-0001-1 59
0173-0001-1 59
0174-0001-1 59
0175-0001-1 59
0178-0001-1 59
01975 30
02019 30
02024 30
02025 30
02026 30
02040 18
02041 18
02045 18
02268 11
02706 4
02707 4
02708 4
02728 16
02800 2
02801 2
02802 2
02803 2
02804 2
02805 2
02806 2
03710 3
03711 3
03712 3
03713 3
03714 3
03715 3
03716 3
04-03-36C 6
04-03-54C 6
04-03-72C 6
05156 14
05157 14
05158 14
05853 12
06-03-36A 6
06-03-36B 6
06-03-36C 6
06-03-54A 6
06-03-54B 6
06-03-54C 6
06-03-54M 5
06-03-72A 6
06-03-72B 6
06-03-72C 6
06186 11
06259 11
06408 13
06410 13
06786 13
06787 13
06852 24
06853 24
06857 24, 54, 70, 73, 74
07500 12
07549 54
07593 106
07625 106
07666 106
07700 105
07735 100
07748 98
07749 98
07796 56
07915 27, 69, 70
08-03-36A 6
08-03-36B 6
08-03-36C 6
08-03-54A 6
08-03-54B 6
08-03-54C 6
08-03-72A 6
08-03-72B 6
08-03-72C 6
08-04-54M 5
08656 64
08657 64
08661 47
08662 56
08665 41
08666 57
08670 42
08671 42, 51, 53, 54
08672 43
08677 45
08678 57
08679 40
08680 40
08682 45
08683 46
08684 44
08685 46, 53
08686 38
08687 38, 53, 54
08688 38
08690 44
08693 39, 51, 53
08694 44
08702 24
08704 24
08707 24, 53, 54
08708 24, 50, 53, 54
08709 43
08710 38
08711 43
09-03-36A 6
09-03-36B 6
09-03-54A 6
09-03-54B 6
09-03-54C 6
09-03-72A 6
09-03-72B 6
09-03-72C 6
09022 100
09023 100
09025 99
09027 99
09030 107
09031 107
10300 24
10437 18
10438 18
10439 18
10442 11
10443 11
10445 18
10446 18
10447 18
10453 11
10462 20
10497 10
10498 10
10504 10
10506 10
1052011 81
105202K 80, 81
105203K 81
105206K 81
10520E2 81
10565 14
1062 93
10792 72
10857 106
10859 105
11050 58
11059 59
1134-5029 62
1137-5002 62
11372 100
11373 98
11422 10
11426 10
11427 10
1143-5000 63
1144-5000 62
115201U 81
115202K 81
115203K 81
115206K 81
11520E2 81
1155-5000 63
11583 10
11584 10
11585 10
11627 2
11628 2
11689 103
1185-5001 48
11865 106
11868 105
11869 104
11870 104
11871 103
11877 47, 53
12-04-36A 6
12-04-54A 6
12-04-54C 6
12-04-72A 6
12-04-72C 6
12037 102
12039 102
12040 102
12123 107
12124 101
12125 101
12127 101
12151 2
12160 2
12161 2
12162 2
12163 2
12164 2
12165 2
12201 9
12211 9
1236D 5
125 7
12578 34
12586 34
12587 34
12589 34
1258D 5
12590 34
12591 34
12593 34
12594 34
12595 34
12598 17
1272D 5
1310 77, 90
13110 8
1412D 5
1418D 5
1424D 5
1436D 5
14392 13, 16
150 7
1550 90
1550nm 77
16-04-36A 6
16-04-54A 6
16-04-72A 6
1620 87
1630 87
1662 87
168 7
170XL 77, 95
17611 2
17612 2
17613 2
17614 2
17615 2
17616 2
17620 2
177 64
1900 27, 69
1901 27, 70
1916 24
1917 24
1918 24
1950 24
1951 24
19524 19
1955 24, 54, 70, 73, 74
1956 24
200C 42
200EP 42, 51, 53, 54
200FP 42, 43
200GX 42
200XP 42, 43
20344 3
20346 3
20348 3
20350 3
20352 3
20354 3
20357 3
20358 3
20359 3
20360 3
20361 3
20364 3
20942 75
20943 75
20944 75
20945 74
21481 17
21482 17
252B 88, 95
253B 80, 88, 89, 95
255MT 88, 89, 95
257MT 88, 89, 95
262A 90, 95, 96
263LX 86, 95
263MT 86, 95
265A 90, 91
27396 15
27397 15
27831 17

28256 12
28257 12
29045 12
29046 12
29047 12
29048 12
29367 12
29518 15
29630 17
29638 17
29825 17
30162 15
30394 13
30395 13
30396 13
30419 4
30423 4
30427 4
30429 4
30431 4
30433 4
30859 12, 16
30915 4
30919 4
30921 4
30923 4
30925 4
30927 4
30929 4
30931 4
30935 4
30937 4
311 8
311-JAB 8
31291 23
31518 21
31523 21
31535 3
31536 3
31537 3
31539 3
31540 3
31541 3
31542 3
31543 3
31544 3
31545 3
31788 4
31790 4
31792 4
31794 4
31796 4
31798 4
31889 24
31890 24
31891 24
31905 19
31910 19
33629 17
33656 17
33659 17
33678 17
33A–1 3
33A–1-1/2 3
33A–1-1/4 3
33A–1-1/8 3
33A–1-3/8 3
33A–1/2 3
33A–1/4 3
33A–3/4 3
33A–3/8 3
33A–5/8 3
33A–7/8 3
33AR-6 3
33L–1 3
33L–1-1/2 3
33L–1-1/4 3
33L–1-1/8 3
33L–1/2 3
33L–1/4 3
33L–3/4 3
33L–3/8 3
33L–5/8 3
33L–7/8 3
34002 15
34121 17
34122 17
34123 17
34124 17
34980 4
34996 4
34A-1 3
34A-1/2 3
34A-3/4 3
34A-3/8 3
34A-5/8 3
34A-7/8 3
34AR-6 3
35356 4
35358 4
35742 14
35743 14
35744 14
35745 14
35746 14
35747 14
35750 14
35908 14
35909 14
35919 14
35930 14
36640 4
36642 4
36643 4
36659 4
36662 4
36664 4
3678GB 4
36849 15
36850 15
3693GB 4
3713GB 4
37835 17
37959 17
38067 6
38068 6
38069 6
38072 6
38073 6
38074 6
38077 6
38078 6
38079 6
38082 6
38083 6
38084 6
38087 6
38088 6
38089 6
38092 6
38093 6
38094 6
38097 6
38098 6
38099 6
38102 6
38103 6
38104 6
38112 6
38113 6
38114 6
38117 6
38118 6
38119 6
38122 6
38123 6
38124 6
38128 6
38129 6
3812D 5
38133 6
38134 6
3824D 5
38350 7
3836D 5
3858D 5
38668 5
38678 5
38685 8
38686 8
38687 8
38688 8
38689 8
38690 8
38691 7
38692 7
38693 7
38696 7
3872D 5
38733 20
38744 5
38745 5
38746 5
38750 5
38751 5
38752 5
38753 5
38756 5
38757 5
38758 5
38774 20
39290 19
39294 19
39295 19
39296 19
39297 19
39298 19
39302 19
39303 19
39304 19
39306 19
39308 19
39790 12, 14, 15
39791 12, 14, 15
39799 14
39800 14
39913 5
39914 5
3XT 36 8
3XT 54 8
3XT 72 8
402K 45
402R 51
402T 51
430 17
430-500 17, 25
430R 17
431 17
436-10 15
436-5 15
438-10 12
438-10BP 12
438-10SS 13
438-20 12
438-20BP 12
438-20SS 13
438-2X 13
438-5 12
438-5BP 12
438-5H 12
438PW 16
439-1 12, 16
439-100 15
439-2 13, 16
4435 18
4436 18
4437 18
45039 25
45040 25, 53
45055 48
45272 50
45276 47
45300 21
45306 21
45315 34
45316 34
45321 34
45322 34
45323 34, 51
45324 34, 50, 53
45325 34
45326 34, 36
45327 34
45328 34
45466 50
45467 51
45468 51
45469 29, 52
45470 52
45471 53
45472 53
45473 54
45476 50
45477 51
45478 51
45479 52
45480 25, 33
45481 23, 51, 53
45482 23, 50, 51, 52, 53, 54
45483 69
45485 52
45486 53
45487 54
45500 32
45501 32
45504 30, 71
45505 32
45507 32
45508 32
45509 32
45516 27, 50, 51, 53
45517 27
45518 27
45540 32
45541 32, 33
45544 31
45545 31
45553 29, 33
45556 31
45557 31
45558 31
45559 31
45562 31
45563 31
45565 32
45566 32, 33
45570 32
45571 32
45572 71
45574 31
45575 29, 33, 51, 52, 53
45576 25, 34
45577 25, 35, 51, 53
45578 26, 34, 50, 51
45579 26, 33, 50, 51, 52, 53
45580 26
45581 26
45582 31
45586 69, 73, 74
45589 70, 73, 74
45593 69, 73
45598 71
45599 71, 73
45612 72, 73
45637 70, 73
45639 73
45644 73
45651 72, 73
45655 73
45656 72
45657 74
45658 73
45667 26
45677 26, 34
45726 35
45727 35
45728 35
45730 35
45731 35
45732 35
45733 35
45734 34
45735 34
45737 33
45738 33
45739 33
45740 33
45742 33
45743 33
45744 33
45745 33
45747 33
45748 34
45749 34
45750 33
45751 33, 52, 53
45753 33
45755 33
45756 33
45758 33
45760 33, 51, 52, 53
45770 33
45771 33
45773 33
45775 33
45776 33
45778 33
45780 33
45781 51
45823 27, 70
45824 27, 69
46010 28, 50
46020 28, 50
46021 28, 50
46022 28, 50, 51, 52, 53, 54
46023 28, 50, 51, 52, 53, 54
46024 28, 50
46040 54, 61
46050 61
46060 47
46065 47
46070 47
46116 32
46117 32
46118 32
46119 33
46120 32
46241 36
46242 36
46243 36
46500 11, 50, 54
46503 11
46533 11
46534 11
468 47

ALPHANUMERICAL PRODUCT INDEX

46800 ..... 31, 35, 51
46801 ..... 31, 34, 50, 51, 53
46808 31
46824 ..... 31, 53
46826 31
46830 31
468C 47
468R 52
468T 52
47439 54
4XT 36 8
4XT 54 8
4XT 72 8
501 56
50303 21
5052B2K 82
5052B3K 82
5052B6K 82
5052BE2 82
5052BIU 82
50753 4
50765 4
508S 57
50962 4
510LS 87
51376 4
5152B2K 82
5152B3K 82
5152B6K 82
5152BE2 82
5152BIU 82
52144 4
522B 83, 95
522B-HP 83, 95
523B-13/15 ..... 80, 95
525-60 75
525-60-APC 75
525-60-PCX 75
525-60RL-APC 75
525-90 74
53449 17
53685 20
538-10 13
53892 4
539-100 15
539-50 15
540-100 14
540-12 10
540-15 10
540-24 10
540-50 14
542-150 14
542-200 14
542-250 14
55456 87
555B 83, 84, 95
556MT 83, 84, 95
557B 80, 83, 85, 95
558B 83, 85, 95
560XL 76
562K-101 96
562K-105 96
562K-106 96
563K-101 96
563K-105 96
563K-106 96
566K-101 96
566K-105 96
566K-106 96
5670-FC 78
5670-SC 78
5670-ST 78
5680-FC 78
5680-SC 78
5680-ST 78
5690-FC 79
5690-SC 79
5690-ST 79
56E2-101 96
56E2-105 96
56E2-106 96
56LC-LFM 96
56LC-LM5 96
56LC-LM6 96
56MU-LFM 96
56MU-LM5 96
56MU-LM6 96
570XL-FC 76
570XL-SC 76
570XL-ST 76
572J-101 96
576J-101 96
578 19
579 19
57E8-101 96
57LC-LFM 96
57LC-LM5 96
57LC-LM6 96
57MU-LFM 96
57MU-LM5 96
57MU-LM6 96
580XL-FC 77
580XL-SC 77
580XL-ST 77
600A AC/DC True RMS Clamp Meter 105
600A AC True RMS Clamp Meter 106
600CS 40
600LS 40
60298 60
60299 61
60376 51
60377 51
60379 52
60380 52
60382 47
60480 38
60487 ..... 53, 54, 60
60489 60
60492 60
60493 60
60494 61
60495 61
60496 61
60511 60
60515 61
60518 48
60520 65
60522 66
60525 62
60526 62
60527 63
6052B2K 80
60530 88
60531 89
60533 89
60536 89
60538 86
60539 86
60548 83
60549 83
60550 80
60552 84
60553 85
60555 82
60556 39
60556MT 80, 82, 95
60557 42
60558 44
60560 39
60561 43
60562 87
60564 90
60565 91
60566 87
60567 84
60568 85
60570 72
60571 72
60572 92
60573 93
60574 93
60575 93
60576 92
60576MT 82, 95
60577 93
60579 91
60580 87
60581 87
60582 87
60583 40
60584 45
60585 92
60586 92
60587 92
60588 92
60589 93
60590 92
60591 93
60592 92
60593 93
60594 93
60595 92
60596 93
60597 92
60598 92
60599 92
60600 92
60601 93
60602 93
60603 93
60604 93
60605 93
60606 93
60607 81
60608 81
60609 81
60610 81
60611 81
60614 81
60615 81
60616 81
60617 81
60618 81
60623 82
60624 82
60625 82
60626 82
60627 82
60631 82
60632 82
60633 82
60634 82
60635 82
60658 96
60659 96
60660 96
60661 96
60662 96
60663 96
60664 96
60665 96
60666 96
60667 96
60668 96
60669 96
60670 96
60671 96
60672 96
60673 96
60674 96
60675 96
60680 96
60681 96
60682 96
60684 91
60686 ..... 81, 82, 84, 85, 86, 88, 89, 90, 91
60687 93
60689 72
60690 72
60691 72
60692 72
60694 94
60695 94
60696 94
60697 92
60698 92
60699 92
606AS 7
60700 92
60701 92
60702 93
60703 92
60727 82
60733 96
60734 96
60735 96
60736 96
60737 96
60738 96
60755 67
60764 67
60765 58
60766 58
60767 58
60768 58
60769 58
60770 58
60771 59
60772 59
60773 59
60774 59
60775 59
60776 59
60777 41
60778 58
60798 58
60807 27
60853 62
60886 63
60887 43
61/62PTS–1-1/4 4
61/62PTS–1-1/8 4
61PTS–1 4
61PTS–3/4 4
61PTS–5/8 4
61PTS–7/8 4
620K 45
62PTS–1 4
62PTS–11/16 4
62PTS–13/16 4
62PTS–3/4 4
62PTS–5/8 4
62PTS–7/8 4
66PT–1 4
66PT–1-1/4 4
66PT–1-1/8 4
66PT–1/2 4
66PT–11/16 4
66PT–13/16 4
66PT–15/16 4
66PT–3/4 4
66PT–5/8 4
66PT–7/8 4
678 19
700C 46
701K 44
711K 44
712P 7
71945 8
727 23
750C 46, 53
77CS 38
77GX 39
77GX2 39
77HP 38, 53, 54
77HP/6A 38
77HP/6AC 38
801K 44
805 17
830Q 2
84485 76
84486 76
84487 76
84488 76
84489 77
84490 77
84491 77
84492 78
84493 78
84494 78
84495 78
84496 78
84497 78
84498 79
84499 79
84500 79
84501 77
850/1300nm LED Source 76
88 64
8 AWG 23
900B 91
901-12 4
901B 91
902-18 4
902-24 4
904-5-1/2 4
904H-12 4
904H-18 4
904H-24 4
90ACK 81, 82, 84, 85, 86, 88, 89, 90, 91
90SOC 93
911 21
914B 78
915B 79
934-125 87
945/1 72
946 72
946K 72
947 72
947K 72
948 72
948/2 72
9501 19
9505 21
9520 20
956LN 94
956US 94
956WW 94
99104 ..... 5, 6
99105 ..... 5, 6

Need More Information?

USA and Canada • 800-435-0786
International • +1-815-397-7070

www.greenlee.com

www.tempo.textron.com

GREENLEE®
A Textron Company

4455 Boeing Drive
Rockford, IL 61109-2988 USA

General Offices: 815-397-7070

Customer Service and Field Service
Telephone:

USA & Canada	800-435-0786
International	+1-815-397-7070

Fax (24 Hour):

USA	800-451-2632
	815-397-1865
Canada	800-524-2853
International	+1-815-397-9247

Tempo
1390 Aspen Way, Vista, CA 92081

General Offices:	760-598-8900
Telephone:	800-642-2155
Fax:	760-598-5634

©2006 Greenlee Textron Inc.
An ISO 9001 Company • Printed in USA

MA-4626 Rev. 05/06

Greenlee Textron Inc. is a subsidiary of Textron Inc.
Tempo Research Corporation is a subsidiary of Textron Inc.